
European Space Agency
Research and Science Support Department
Planetary Missions Division

ROSETTA-COSIMA

To Planetary Science Archive Interface Control Document

FMI_S-COS-ICD-001-AD-07

Issue 1.8

05-Jan 2017

Prepared by: Maria Genzer, Jouni Rynö, FMI

Approved by: Johan Silen, FMI



Change Log

Date	Sections Changed	Reasons for Change
1 March 2004	All sections	Draft 2
23.January.2006	All sections	First official release
9 October. 2006	1.5, 2, 3,4.3	Dataset delivery scheme updated, geometry information added. All the labels updated
12 December 2008		Spectrum data contains mass scale
3 February 2011	2.3, 2.4.1, 3.2.3, 4.3	New formats for images, new products for scans and heating
19 March 2015		Update in the labels, delivery schedule
09 September 2015	4.3.6	Update HEAT.TAB
28 December 2015		Update FITS header with used sub-image mask. Add SUBSTRATE-Z offset to spectrum product.
21 April 2016		Explain peak list in more details. Update image and grain format and add test image description.
30 June 2016		Spelling corrections Added calibration paper references and data explanation. Added PSA/CODMAC level numbering explanation table
04 January 2017	4.3.1.2, 4.3.2.2	Fix the spectrme and peak FMT-files index names to match the ones really used

TBD ITEMS

Section	Description

Table Of Contents

1 INTRODUCTION.....	4
1.1 PURPOSE AND SCOPE.....	4
1.2 ARCHIVING AUTHORITIES.....	4
1.3 CONTENTS.....	4
1.4 INTENDED READERSHIP.....	4
1.5 APPLICABLE AND REFERENCE DOCUMENTS.....	4
1.6 ACRONYMS AND ABBREVIATIONS.....	5
1.7 CONTACT NAMES AND ADDRESSES.....	6
2 OVERVIEW OF INSTRUMENT DESIGN, DATA HANDLING PROCESS AND PRODUCT GENERATION.....	8
2.1 SCIENTIFIC OBJECTIVES.....	8
2.2 INSTRUMENT SUB-SYSTEMS.....	9
2.2.1 TMU.....	10
2.2.2 COSISCOPE.....	12
2.2.3 Primary Ion Source (PIS).....	12
2.2.4 Primary Ion Beam System (PIBS).....	12
2.2.5 Time-Of-Flight Spectrometer (TOF).....	12
2.2.6 TDC.....	13
2.3 DATA HANDLING PROCESS.....	13
2.4 OVERVIEW OF DATA PRODUCTS.....	14
2.4.1 General.....	14
2.4.2 Software.....	15
2.4.2.1 Data processing software.....	15
2.4.2.2 Scientific analysis software.....	15
2.4.3 Documentation.....	15
2.4.4 Derived and other Data Products.....	15
2.4.5 Ancillary Data Usage.....	15
2.4.5.1 Substrate history.....	15
2.4.5.2 Named positions.....	16
2.4.5.3 Calibration data.....	16
3 ARCHIVE FORMAT AND CONTENT.....	26
3.1 DELIVERIES AND ARCHIVE VOLUME FORMAT.....	26
3.2 CONVENTIONS.....	26
3.2.1 Data Set ID Formation.....	26
3.2.2 Data Directory Naming Convention.....	27
3.2.3 Filenaming Convention COSIMA data products will be named as follows:.....	27
3.3 STANDARDS USED IN DATA PRODUCT GENERATION.....	27
3.3.1 PDS Standards.....	27
3.3.2 Time Standards.....	27
3.3.2.1 Spacecraft Clock Count, OBT.....	27
3.3.3 Reference Systems.....	28
3.3.4 Other Applicable Standards.....	28
3.4 DATA VALIDATION.....	28
3.5 CONTENT.....	28
3.5.1 Volume Set.....	28
3.5.2 Data Set.....	28
3.5.3 Directories.....	29
3.5.3.1 Root Directory.....	29

3.5.3.2 Calibration Directory.....	29
3.5.3.3 Catalog Directory.....	29
3.5.3.4 Index Directory.....	29
3.5.3.5 Browse Directory and Browse Files.....	29
3.5.3.6 Geometry Directory.....	29
3.5.3.7 Software Directory.....	29
3.5.3.8 Gazetter Directory.....	29
3.5.3.9 Label Directory.....	29
3.5.3.10 Document Directory.....	30
3.5.3.11 Extras Directory.....	30
3.5.3.12 Data Directory.....	30

4 DETAILED INTERFACE SPECIFICATIONS.....31

4.1 STRUCTURE AND ORGANIZATION OVERVIEW.....	31
4.2 DATA SETS, DEFINITION AND CONTENT.....	31
4.3 DATA PRODUCT DESIGN.....	31
4.3.1 <i>Time-of flight spectrum product</i>	31
4.3.1.1 General description.....	31
4.3.1.2 Label example.....	31
4.3.2 <i>Peak list product</i>	34
4.3.2.1 General Description.....	34
4.3.2.2 Label example.....	34
4.3.3 <i>Time-of-flight spectrum housekeeping data product</i>	38
4.3.3.1 General description.....	38
4.3.3.2 Label example.....	38
4.3.4 <i>Scan data product</i>	60
4.3.4.1 General description.....	60
4.3.4.2 Label example.....	61
4.3.5 <i>Scan housekeeping data product</i>	65
4.3.5.1 General description.....	65
4.3.5.2 Label example.....	65
4.3.6 <i>Heating data product</i>	66
4.3.6.1 General description.....	66
4.3.6.2 Label example.....	66
4.3.7 <i>Cleaning data product</i>	70
4.3.7.1 General description.....	70
4.3.8 <i>Cleaning housekeeping data product</i>	72
4.3.8.1 General description.....	72
4.3.8.2 Label example.....	72
4.3.9 <i>COSISCOPE image product</i>	73
4.3.9.1 General description.....	73
4.3.9.2 Label example.....	73
4.3.10 <i>COSISCOPE dust grain list product</i>	75
4.3.10.1 General description.....	75
4.3.10.2 Label template.....	75
4.3.11 <i>COSISCOPE housekeeping product</i>	77
4.3.11.1 General information.....	77
4.3.11.2 Label example.....	77
4.3.12 <i>Substrate history ancillary product</i>	100
4.3.12.1 General description.....	100
4.3.12.2 Label example.....	100
4.3.13 <i>Substrate named position product</i>	102
4.3.13.1 General description.....	102
4.3.13.2 Label example.....	102

5 APPENDIX: DIRECTORY LISTING OF DATA SET RO-CAL-COSIMA-3-V34.0.....1

1 Introduction

1.1 Purpose and Scope

The purpose of this EAICD (Experimenter to (Science) Archive Interface Control Document) is two fold. First it provides users of the the COSIMA instrument with a detailed description of the product and a description of how it was generated, including data sources and destinations. Secondly, it is the official interface between the COSIMA instrument team and Rosetta archiving authority.

1.2 Archiving Authorities

ESA's Planetary Science Archive (PSA).

1.3 Contents

This document describes the data flow of the COSIMA instrument on ROSETTA from the spacecraft until the insertion into the PSA for ESA. It includes information on how data were processed, formatted, labeled and uniquely identified. The document discusses general naming schemes for data volumes, data sets, data and label files. Standards used to generate the product are explained. Software that may be used to access the product is explained further on.

The design of the data set structure and the data product is given. Examples of these are given in the appendix.

1.4 Intended Readership

The staff of the archiving authority (Planetary Science Archive, ESA, RSSD, design team) and any potential user of the COSIMA data.

1.5 Applicable and Reference Documents

[AD-01] Planetary Data System Data Preparation Workbook, February 17, 1995, Version 3.1, JPL, D-7669, Part 1

[AD-02] Planetary Data System Standards Reference, August 1, 2003, Version 3.6, JPL, D-7669, Part 2

[AD-03] ROSETTA Archive Generation, Validation and Transfer Plan, October 6, 2005, RO-EST-PL-5011, Issue 2, Revision 2

[AD-04] Rosetta Time Handling, February 28, 2006, RO-EST-TN-3165, Issue 1, Revision 1

[RD-01] COSIMA User Manual, Version 3.7, 16 June 2010

[RD-02] Kissel et al.: "Kissel, J. et al., COSIMA - High resolution time-of-flight secondary ion mass spectrometer for the analysis of cometary dust particles onboard Rosetta, *Space Sci. Rev.*, 128(1-4), 823-867, doi:10.1007/s11214-006-9083-0, 2007

[RD-03] Dahl, D.A., INEEL, Idaho Falls, Idaho 83415, DHL@inel.gov: The SIMION software manual, 1997 (and later versions).

[RD-04] Engrand C., Kissel J., Krueger F.R., Martin P., Silén J., Thirkell L., Thomas R., Varmuza K.: "Chemometric evaluation of time-of-flight secondary ion mass spectrometry data of minerals in the frame of future *in situ* analyses of cometary material by COSIMA onboard ROSETTA", *Rapid Commun. Mass Spectrom.* 20, 1361-1368, 2006.

[RD-05] Jessberger, E.K., J. Kissel (1991): Chemical properties of cometary dust and a note on carbon isotopes. in: *Comets in the post-Halley era*. Eds. R. Newburn, M. Neugebauer, J. Rahe. Springer Verlag, Heidelberg, 1075-1092

[RD-06] Kissel, J., R.Z. Sagdeev, J.L. Bertaux, V.N. Angarov, J. Audouze, J.E. Blamont, K. Büchler, H. von Hoerner, N.A. Inogamov, V.N. Khromov, W. Knabe, F.R. Krueger, Y. Langevin, A.C. Levasseur-Regourd, G.G. Managadze, S.N. Podkolzin, V.D. Sharipo, S.R. Tabaldyev, and B.V. Zubkov": "Composition of Comet Halley Dust Particles From VEGA Observations", *NATURE*, Vol.321, No.6067,

280–282, 1986.

[RD-07] Kissel, J., D.E. Brownlee, K. Büchler, B.C. Clark, H. Fechtig, E. Grün, K. Hornung, E.B. Igenbergs, E.K. Jessberger, F.R. Krueger, H. Kuczera, J.A.M. McDonnell, G.E. Morfill, J. Rahe, G.H. Schwehm, Z. Sekanina, N.G. Utterback, H.J. Völk, and H. Zook: "Composition of Comet Halley Dust Particles From GIOTTO Observations", *NATURE (Encounters with Comet Halley - The First Results)*, Vol. 321, NO. 6067, 336–337, 1986.

[RD-08] Kissel, J. and F.R. Krueger: "The Organic Component in Dust From Comet Halley as Measured by the PUMA Mass-Spectrometer on Board VEGA 1", *NATURE* 326, 755–760, 1987.

[RD-09] Krueger, F.R.: "Dust Collector Materials for SIMS Analysis in Space", A Feasibility Study for CoMA, part 1, Aug. 1988, part 2, Jan. 1989, and part 3, Sept. 1989.

[RD-10] Krueger, F.R., A. Korth, and J. Kissel: "The Organic Matter of Comet Halley as Inferred by Joint Gas Phase and Solid Phase Analyses", *Space Science Reviews* 56, 167–175, 1991.

[RD-11] Mamyrin B.A., V.I. Karatyev, D.V. Shmikk, and V.A. Zagulin: "Mass-Reflectron - A New High-Resolution Nonmagnetic Time-of-Flight Mass-Spectrometer" *Zh Eksp. i Teor. Fiz.* 64, 82 or: *Sov. Phys. JETP* 37, No.1, July 1973.

[RD-12] Mazets, E.P., R.Z. Sagdeev, R.L. Aptekar, S.V. Golenetskii, Yu.A. Guryan, A.V. Dyachkov, V.N. Ilyinskii, V.N. Panov, G.G. Petrov, A.V. Savvin, I.A. Sokolov, D.D. Frederiks, N.G. Khavenson, V.D. Shapiro, and V.I. Shevchenko: "Dust in comet P/Halley from VEGA observations", *Astronomy and Astrophysics*, 187, 699–706, 1987.

[RD-13] McDonnell, J.A.M., S.F. Green, E. Grün, J. Kissel, S. Nappo, G.S. Pankiewicz, and C.H. Perry: "In Situ Exploration of the Dusty Coma of Comet P/Halley at Giotto's Encounter: Flux Rates and Time Profiles From 10-19 kg to 10-5 kg", *Adv. Space Res.* Vol.9, No.3, 277–280, 1989 .

[RD-14] Schwab, M., CEMEC GmbH, Obererlbach, FRG: Design of the COSIMA Target Manipulator, (private communication), 1998.

[RD-15] Stephan, T.: "TOF-SIMS in Cosmochemistry", *Planet. Space Sci.*, 49, 859–906, 2001.

[RD-16] Varmuza K., W. Werther, F.R. Krueger, J. Kissel, E.R. Schmid: "Organic substances in cometary grains: Comparison of secondary ion mass spectral data and californium-252 plasma desorption data from reference compounds", *Int. J. Mass Spectrom.*, 189, 79-92, 1999.

[RD-17] Varmuza K., Kissel J., Krueger F. R., Schmid E. R.: "Chemometrics and TOF-SIMS of organic compounds near a comet", in *Advances in Mass Spectrometry*, Gelpi E., Ed.; Wiley & Sons, Chichester, Vol. 15, p. 229-246, 2001.

[RD-18] Werther W., Demuth W., Krueger F. R., Kissel J., Schmid E. R., Varmuza K.: "Evaluation of mass spectra from organic compounds assumed to be present in cometary grains. Exploratory data analysis", *J. Chemom.*, 16, 99-110, 2002.

[RD-19] Zscheeg, H, J. Kissel, Gh. Natour, and E. Vollmer: "CoMA - an Advanced Space Experiment For in Situ Analysis of Cometary Matter", *Astrophysics and Space Science* 195, 447–461, 1992.

[RD-20] Krüger H. et al, COSIMA-Rosetta calibration for in situ characterization of 67P/Churyumov–Gerasimenko cometary inorganic compounds, *Planetary and Space Science*, [Volume 117](#), November 2015, Pages 35–44

[RD 21] Le Roy L. et al, COSIMA calibration for the detection and characterization of the cometary solid organic matter, [Planetary and Space Science](#), [Volume 105](#), January 2015, Pages 1–25

[RD 22] Stephan T., TOF-SIMS in cosmochemistry, *Planetary and Space Science* 49 (2001) 859–906

[RD-23] Merouane S, LIST OF COSIMA TARGET COORDINATES' NAMES, Max-Planck-Institute for Solar System Research, Technical Report MPS-T-28-16-1

1.6 Acronyms and Abbreviations

ANCDR	Ancillary Data Record
COSIMA	Cometary Secondary Ion Mass Analyzer
DDS	Data Distribution System
ESA	European Space Agency
FM	Flight Model

FMI	Finnish Meteorological Institute
HVC	High Voltage Control
LVC	Low Voltage Control
MPS	Max-Planck-Institut für Sonnensystemforschung
PDS	Planetary Data System
PIS	Primary Ion Source
PIBS	Primary Ion Beam System
PDF	Portable Document Format
PSA	Planetary Science Archive
REFDR	Reformatted Data Record
RSDB	Rosetta Database
SIMS	Secondary Ion Mass Spectrometer
TBC	To Be Confirmed
TBD	To Be Defined
TBW	To Be Written
TDC	Time-to-Digital Converter
TMU	Target Manipulator Unit
TOF	Time-Of-Flight
UTC	Universal Time Coordinated

1.7 Contact Names and Addresses

PDS datasets:

Finnish Meteorological Institute
 Johan Silén, Jouni Rynö, Maria Genzer
 E-mail: firstname.lastname@fmi.fi
 Tel: + 358 9 19291
 Fax: + 358 9 1929 4603

Address:

Finnish Meteorological Institute
 Observation Services
 P.O. Box 503
 00101 Helsinki, Finland

Science issues:

Dr. Martin Hilchenbach
 Max-Planck-Institut für Sonnensystemforschung
 Max-Planck-Str. 2
 37191 Katlenburg-Lindau
 Germany

Tel: +49 5556 979 162
 Fax +49 5556 979 240

2 Overview of Instrument Design, Data Handling Process and Product Generation

2.1 Scientific Objectives

The in situ chemical analysis of solids in space is among the tasks which are technically most difficult. There are two main reasons for that: With a few exceptions solids in space are not abundant, and secondly it is not easy to remove small samples from the solid into the vacuum for the analysis in a mass spectrometer.

For COSIMA the objects of interest are cometary dust particles, which are abundant, indeed, in the neighborhood of the comet nucleus. It remains, however, to collect and bring the particles to the entrance of the spectrometer.

Most mass spectrometers need parts of the sample to be analyzed, to carry an electronic charge. The process of removing an ion from the specimen is then the critical feature of the method to be chosen.

The only mass spectrometric data on cometary dust particles available to date, come from the dust impact mass spectrometers PIA and PUMA on the GIOTTO and VEGA spacecrafts, respectively. While other, remote, or indirect methods allow measurements of collective properties of the cometary dust, the mass spectrometers allowed the analysis of individual particles (cf Kissel et al. 1986a+b). Since then we know unambiguously that each particle is an intimate mixture of a mineral core and ices, and simple as well as complex organic molecules. Since the impact velocity was large (>60 km/s) mostly atomic ions were formed and analyzed in the Halley case. In a first attempt, however, Kissel and Krueger (1987) found evidence for the chemical nature of the organic cometary material. It is clear that not a few well known molecules constitute the cometary organics, but rather some chemical classes, with each being represented by a large number of individual substances. Indeed, it seems, that all stable molecules compatible with the chemical environment are formed and even cross-linked between them.

COSIMA therefore needed to be based on a method which is readily available in laboratory, and which allows for tracing the ion directly to the molecular and structural form in which it was present in the solid. Since the size distribution of the dust particles is known (cf, Mazets et al. 1987, McDonnell et al. 1989) a reasonable ionizing beam focus should be achieved under the limitations of space instrumentation. Even though the method would be destructive, its sensitivity should be high enough to allow several analyses at different depths for one individual, say 20 μm particle.

To satisfy all these requirements we choose the method of **Secondary Ion Mass Spectroscopy** (SIMS). A fast primary ion, in this case $^{115}\text{In}^+$ at 10 keV, impacts the sample and releases by desorption molecules of the material under test, of which typically 0.1 to 10 % are ionized, the so-called secondary ions. For sensitivity reasons, the analysis of a rather large mass range should be achieved simultaneously, which in turn leads to the type of a time-of-flight mass spectrometer. The mass resolution must be high enough to resolve isobaric ions, at least between atomic and molecular ions. The total ion mass should at least cover 3500 Da. In total, the COSIMA instrument has the following main functional hardware elements:

- the dust collector and target manipulator (TMU),
- COSISCOPE, a microscope CCD camera for target inspection,
- the primary ion source,
- the mass spectrometer including the ion extraction optics and the ion detector
- Electronics and computer.

It should be mentioned at this point, that COSIMA did profit from but is not identical to the earlier development of the CoMA instrument for the NASA mission CRAF (Zscheeg, 1992) which was canceled in 1992.

The entire development of COSIMA was challenged by the complexity of the cometary material which has to be expected. This has focused the goal of COSIMA on the identification of chemical classes and functional groups rather than the identification of individual substances. Consequently the system must have the capability to use the methods of chemometry to compress the raw data on board, which helps to reduce the data volume without losing any of the chemical information.

There is also another important aspect for COSIMA, which comes from the rather long time the spacecraft travels from launch in 2004 until the core of the measurements takes place in 2014: Quite a

large number of relevant results will be obtained from laboratory measurements with TOF SIMS, be it by the COSIMA team or be it in the published literature. In addition, NASA in its DISCOVERY program has several comet missions, which are expected to produce new, relevant data, before COSIMA enters its main analysis phase. Even if most of the flexibility is with the software involved, it is the hardware, which has to provide the resources necessary. Looking back at the fast development in the computer sector over the last ten years this alone is a demanding task, even without the complexity of an up to date analysis instrument.

The scientific return from COSIMA consists primarily of time-of-flight spectra supported by housekeeping data. In addition to this, a limited number of peaks presented as a peak list, may be available. The time-of-flight spectra are archived according to standard PDS rules. These spectra are calibrated to a preliminary mass scale by automatic software.

In addition to time-of-flight spectra, pictures of dust targets (substrates) taken by COSISCOPE camera, and lists of dust grains found on the targets, are also archived.

Operational history of each target substrate is given. The history contains information about substrate storage and expose periods, cleaning and heating actions, COSISCOPE camera images and grains lists and any spectra taken. The history product contains history from the moment substrates were installed in the COSIMA flight instrument.

2.2 Instrument sub-systems

COSIMA sub-systems are described in more detail in COSIMA paper [RD2]. Only a brief description is given here, as the paper can be found in ASCII and in PDF form from the DOCUMENT directory.

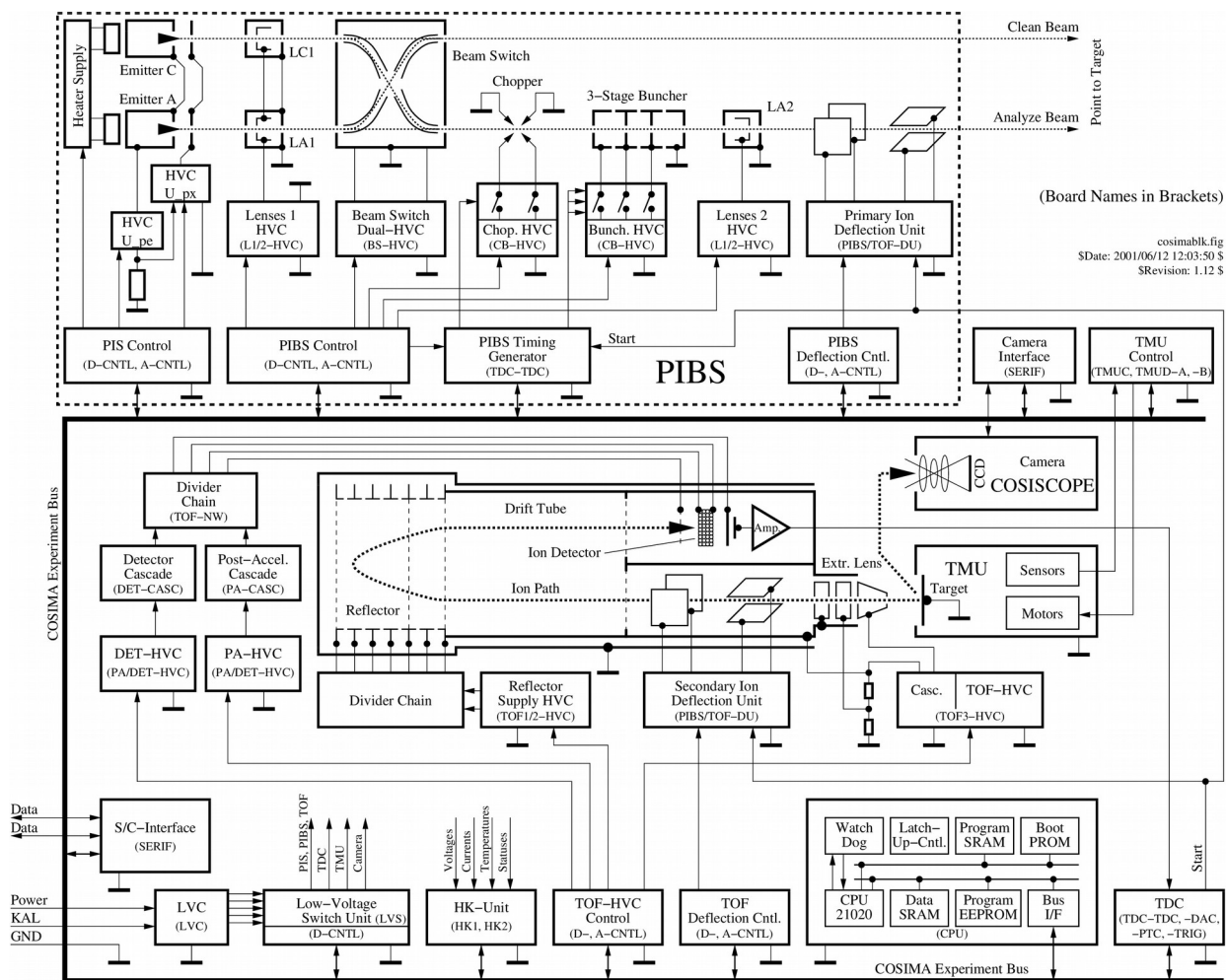


Figure 1: COSIMA subsystem figures schematics

2.2.1 TMU

The Target Manipulator Unit keeps track of, stores and moves dust collection substrates in the

instrument. There are total of 24 target holders, each containing 3 substrates. The substrate itself is a 10*10 millimeter plate, each having different chemical properties. The TMU can also be used to scan a substrate in front of an ion beam. The operation of the TMU is constrained by heat dissipation and is in general slow (tens of minutes per operation).

The substrates can have the following position identifications::

STORAGE, in target storage

IMAGE, substrate image

GRAINS, dust position list

PEAKS, peak list acquisition

SCAN, total count acquisition

SPECTRUM, spectrum acquisition

EXPOSE, exposed to the outside, still in TMU grasp

COLLECT, exposed to the outside

CLEAN, at beam cleaning position

HEAT, at chemistry (heating) station

In the substrate history, if the substrate is not in the STORAGE, EXPOSE, COLLECT or HEAT position, it is grasped by the TMU and usually moved to the analysis position for SPECTRUM, SCAN or PEAKS or in front of the COSISCOPE for IMAGE or GRAINS.

The 24 target holders are numbered with hexadecimal numbers from #C1 to #D8. The top substrate is marked with the number #100, the middle with #200 and the low with #300. The combination of these numbers give the substrate identification number used in the instrument commanding and data handling.

The substrates have the following properties:

#1C1	Palladium, black
#2C1	Platinum, deep black
#3C1	Platinum, deep black
#1C2	Silver, 73 micrometer thickness, blank with rectangular hole 3.5x3.5mm
#2C2	Silver, 69 micrometer thickness, blank with AgTe spot of about 3 mm size at center
#3C2	Gold, 17 micrometer thickness, olivine particles
#1C3	Gold, 8 micrometer thickness
#2C3	Gold, 15 micrometer thickness
#3C3	Gold, 20-30 micrometer thickness
#1C4	Palladium, black
#2C4	Silver, 14 micrometer thickness
#3C4	Gold, 12 micrometer thickness
#1C5	Platinum, light black,
#2C5	Platinum, deep black
#3C5	Gold, 13 micrometer thickness
#1C6	Platinum, deep black
#2C6	Platinum, deep black
#3C6	Gold, 8 micrometer thickness
#1C7	Silver, blank
#2C7	Silver, 21 micrometer thickness
#3C7	Gold, 15 micrometer thickness
#1C8	Platinum, deep black

#2C8	Platinum, deep black
#3C8	Gold, 20-30 micrometer thickness
#1C9	Gold, 5-8 micrometer thickness
#2C9	Gold, 5-8 micrometer thickness
#3C9	Gold, 11 micrometer thickness
#1CA	Gold, 5-8 micrometer thickness
#2CA	Gold, 16 micrometer thickness
#3CA	Silver, 10 micrometer thickness
#1CB	Gold, 17 micrometer thickness
#2CB	Gold, 14 micrometer thickness
#3CB	Gold, 20-30 micrometer thickness
#1CC	Silver, 21 micrometer thickness
#2CC	Silver, 21 micrometer thickness
#3CC	Silver, 24 micrometer thickness
#1CD	Gold, 5-8 micrometer thickness
#2CD	Gold, 14 micrometer thickness
#3CD	Gold, 20-30 micrometer thickness
#1CE	Gold, 5-8 micrometer thickness, Ag particles
#2CE	Gold, 11 micrometer thickness
#3CE	Gold, 20-30 micrometer thickness
#1CF	Gold, 8 micrometer thickness
#2CF	Gold, 12 micrometer thickness, Ag particles
#3CF	Gold, 20-30 micrometer thickness
#1D0	Gold, 20-30 micrometer thickness
#2D0	Gold, 20-30 micrometer thickness
#3D0	Gold, 20-30 micrometer thickness, Ag particles
#1D1	Silver, blank
#2D1	Gold, 13 micrometer thickness
#3D1	Gold, 13 micrometer thickness
#1D2	Gold, 8 micrometer thickness
#2D2	Gold, 8 micrometer thickness
#3D2	Silver, 30 micrometer thickness
#1D3	Silver, 10 micrometer thickness
#2D3	Silver, 10 micrometer thickness
#3D3	Silver, 32 micrometer thickness
#1D4	Platinum, sintered
#2D4	Platinum, deep black
#3D4	Platinum, deep black
#1D5	Platinum, deep black
#2D5	Silver, 22 micrometer thickness
#3D5	Silver, 21 micrometer thickness
#1D6	Platinum, deep black

#2D6	Palladium, black
#3D6	Platinum, deep black
#1D7	Silver, blank
#2D7	Platinum, sintered
#3D7	Platinum, sintered
#1D8	Silver, blank, square hole 3.5x3.5mm at center
#2D8	Silver, blank
#3D8	Gold, 8 micrometer thickness

Positions in the substrate are given in substrate coordinates, which have the origin at lower left corner and range from 0 to 10000 micrometers in both horizontal (X) and vertical (Y) direction.

2.2.2 COSISCOPE

COSISCOPE is a CCD camera that is used to take pictures of TMU target substrates and find dust grains on them. COSISCOPE returns CCD images and grain lists with dust grain coordinates, sizes and brightness properties. The gray image has a 10 bit depth with resolution of 1024*1024 pixels and covers an area of 14*14 millimeters.

The COSISCOPE pixel coordinates are converted to substrate coordinates, which have the origin at lower left corner and range from 0 to 10000 micrometers in both horizontal (X) and vertical (Y) direction.

2.2.3 Primary Ion Source (PIS)

The Primary Ion Source provides isotopically clean $^{115}\text{In}^+$. The ion source has a limited lifetime of nominally 2000 hours. After a long period of inactivity it may be difficult to start. The instrument contains two ion sources, both of which can be used. The startup of the PIS is slow (~ 0.5-1 hour). PIS has two ion sources, A (stands for 'Analyse') and C (stands for 'Clean'). A is primarily used for analysis operations, and C for cleaning operations.

2.2.4 Primary Ion Beam System (PIBS)

The Primary Ion Beam System focuses, bunches and deflects ions into periodic pulse trains to hit the dust grains to be analyzed. The beam thickness is less than 100 μm and the pulse width a few ns. The PIBS can also be used to clean the target by a continuous beam. The instrument contains one analysis beam and one cleaning beam, each of which can use either ion source.

Ions from two emitters (A and C) can reach either of two positions: 'Analyse' or 'Clean', depending of the Beam Switch (BS) in the center. The focusing elements are electrically shared, as only one beam can be active at any time. Chopper and Bunchers (CB) provide the pulsed beam for analysis, the deflection plates (PX,PY) are used for steering the beam spot on the target.

On the analyse channel, a first lens LA1 (or LC1 in the backup configuration) gives an image of the emitter in the inlet plane of the CHOPPER, then the buncher compresses the ion beam into the short pulses required on the target. A second lens LA2 builds the final image on the target sample.

The other ion beam used for cleaning has a first lens LC1 (or LA1 in the backup configuration), which gives an image used by LC2 to build the final image on the target in the clean position. The ion beam for cleaning is not pulsed.

2.2.5 Time-Of-Flight Spectrometer (TOF)

The Time Of Flight spectrometer consists of an ion extraction part, an ion reflectron and a detector. The ion extraction section is equipped with deflection plates (TX, TY) to control which ions can reach the detector. The reflectron removes some energy dispersion of incident ions and improves the mass resolution of the instrument. The detector is of micro sphere type.

2.2.6 TDC

The Time to Digital Converter is a digital counter measuring the time of flight for each individual ion. The device is controlled by the onboard computer. The accumulated measurement represents the time-of-flight spectrum of COSIMA.

2.3 Data Handling Process

All PDS data products will be prepared at the Finnish Meteorological Institute (see chapter 1.7 for contact information). All data processing levels mentioned in this document are PSA-compliant, as defined in RO-EST-PL-5011.

PSA level	CODMAC level	NASA level	Description
0			The raw telemetry data as received at the ground receiving station or ground test GSE, organised by contacts or ground tests.
0a			The telemetry data as produced by the C&DH system on the spacecraft and passed to the telemetry subsystem. Level 0a contains transfer frame packets organised by contacts or ground tests.
1			Level 0 data that have been cleaned and merged, time ordered, and are in packet format. Cleaned, merged and time ordered means that duplicate data have been deleted, missing packets are padded out and the data are organised by days. The actual format of these data is the same as level 0a. This is the level which should be passed to the instrument GSEs for their processing.
1a	1		The level 1 data that have been separated by instrument. This is the level which is distributed by the DDS.
1b	2	0	Level 1a data that have been sorted by instrument data types and instrument modes. Data are in scientifically useful form, e.g. as images or individual spectra. These data are still uncalibrated.
2	3	1A	Level 1b with calibration and corrections applied to yield data in scientific units.
2	5	2-5	Higher level data products developed for specific scientific investigations.

Level 1a COSIMA data will be fetched from the Rosetta Data Distribution System (DDS) by FMI, where it will be processed to Level 2 (REFDR), and further to Level 3 products. COSIMA Level 2 (REFDR) products are: Time-of-flight spectra, with automatically calibrated mass scale and relevant housekeeping data. Spectra can be of either Positive or Negative ions.

- On board calculated peak list and relevant housekeeping data. The spectrum is given as counts per integer mass lines, separated to organic and inorganic massed.
- Scan over substrate position or some measurement control parameter and relevant housekeeping data. The data is total counts of the events from the time-of-flight spectra for three possible mass/time ranges. The time range of the scan can contain spectra or peak list data.
- Substrate heating information.
- Substrate cleaning with the ion beam and the related housekeeping data.
- Substrate images. The images can be illuminated with either plus (right) side or minus (left) side led.
- Substrate dust grain feature (position, size, brightness) lists and relevant housekeeping data.
- Substrate history (auxiliary data)

The mass scale is calibrated with only two lines

- positive mode
 - H or ^{12}C for low masses
 - ^{115}In or ^{107}Ag or ^{109}Ag for high masses

- negative mode
 - H or CH for low masses
 - Cl or Br for high masses

There is no dead time correction nor background removal. The user should always check the calibration for any scientific analysis. For the dead time correction the user is referred to [RD 22]

For the peak lists, the separation between organic and inorganic peaks is done according to the following formula:

Starting from the integer mass (M), the mass intervals are calculated in the following way

- inorganic ions: $M \cdot 1.0003 - \Delta m \dots M \cdot 1.0003$
- organic ions: $M \cdot 1.0003 \dots M \cdot 1.0003 + \Delta m$

where $\Delta m = 0.2$

From that, based on the established mass scale, the time bins corresponding to the mass ranges are summed up as organic and inorganic peak values. The peak list is calculated for getting an overview of the spectra, not for real scientific analysis.

For the calculated mass scale, a confidence number is calculated. This number is the procentual amount of counts inside the mass windows compared to the total counts. The mass window is defined as

$m^*f \pm m^*p^*q$, where

$$p = \log(0.3/0.05)/\log(300/12)$$

$$q = 0.05 / (12^p)$$

which gives mass 12 ± 0.05 and mass 300 ± 0.3 . If suitable peaks to establish the scale cannot be found, the confidence number is 0.0% and the mass scale is calculated from the default values.

In the products PDS header there is a label DATA_QUALITY_ID. This is "-1", when the mass scale is calculated by the software. In the future, when real comet dust spectra will be analyzed, the flag may change to inform, that the mass scale is established either by human or more advanced analysis software. When that happens, the product label will contain the description of the new flag values.

The HK data for the spectra and images is given in already calibrated form, without raw values. They can be used to check, if there's some instrument setup reason, why the spectrum signal to noise ratio or peak shape is as it is. The HK values don't contribute anything numerical to the spectrum mass scaling and are for background information only. The same goes with the image data.

The spectra quality is a function of the parameter settings determined onboard from technical scans. There is a spread in the quality of the resulting spectra and each dataset has to be crosschecked on an individual basis for the mass calibration and applicable peak shapes.

It should be pointed out, that an established mass scale is already an interpretation of the data and regardless of the flag, each data user should check the scale. And the substrate coordinate system used for the TOF-SIMS has some extra offset due to mechanical and ion path reasons, and differs for the positive and negative data. This offset can only be solved by analysing the TOF-SIMS data.

2.4 Overview of Data Products

2.4.1 General

COSIMA contains 24 target holders, each having three different substrates for dust collection. From data analysis point of view, each substrate has different history. Each substrate can be exposed to dust, heated, imaged with COSISCOPE, and measured and cleaned by ion beam.

The data user should start the data analysis from the substrate history file stored in the substrate subdirectory in the data directory, The history files contain time ordered information from actions taken with the substrate in question. For exposure and storage there is only the time period. For the following products the archive pointer is given:

- time of flight ion spectrum. The main product of COSIMA, taken from a small area from the substrate surface. The preliminary mass scale is automatically generated with the equivalent software as onboard COSIMA for the peak list generation. No dead time correction is made.
- peak list. The peak list is generated onboard COSIMA for integer mass lines for organic and inorganic masses separately. It may be used for pre-analysis of the grains, when full spectra would be too large to send due to operational and telemetry quota constraints
- scan. The measurement position or some measurement parameter is varied. The product is the total counts from the three possible time/mass ranges. During the scan COSIMA can also generate spectrum or peak data for each scan step value.
- image. The image is a COSISCOPE compressed image take from the whole substrate. The transmitted image may also contain only a subset of the image. This is indicated with the mask either in the FITS file header or in the housekeeping data. There are also test images taken either by purpose or due to instrument communication error.
- grain list. The COSISCOPE can detect individual dust grains from the substrate surface and provide them as a list with position, size and illumination characteristics. There are also test grain lists from the test images. Note that consecutive grain lists may vary due to mechanical positioning and illumination differences.
- heat. The substrate is heated and the heat curve is available as the product.
- clean: The substrate is cleaned by the ion beam.

The relevant calibrated housekeeping data is provided together the data products for background information. They don't contribute anything numerical to the data products calibration.

During the ground calibration phase only few substrates were actively used for instrument calibration. These operations must be anyway used for background information in interpreting data during the comet phase.

Before the comet phase no real science is expected to be available from data.

Geometry information for the COSIMA products is not available. As the substrate exposure will take at least hours, often days, there is no simple way to tell, where the dust particles originate from. The data user should pick the exposure/collect period(s) from the substrate history file and make his/her own judgment. The time the individual spectrum or peak list product is made, has no connection to the time the dust particle is collected.

2.4.2 Software

2.4.2.1 Data processing software

An automatic script will retrieve data from the DDS and store it in an internal database. The housekeeping data will be plotted internally to check the general status of the instrument.

For PSA-compliant level 2 products generation (REFDR), data is retrieved from the internal database. The housekeeping data is calibrated with calibration coefficients stored in the RSDB, resulting in physical units. PDS data products are formed from mass spectra time series, parameter scan, substrate heating, substrate cleaning, COSISCOPE grain lists, COSISCOPE images, and calibrated housekeeping data. Peaks, images, and grain lists will need no additional calibration. In addition, target substrate history will be assembled as ancillary data products.

This software producing level 2 data from level 1b data stored in the internal database will be used only by the data producers and will not be archived.

Transformation of TOF spectra into mass spectra is done automatically with the equivalent software onboard the COSIMA instrument. See chapter 2.3.

2.4.2.2 Scientific analysis software

N/A. Data product files will be either ASCII TABLEs or FITS IMAGEs. For the FITS standard based images the DS9 software is recommend.

2.4.3 Documentation

The COSIMA instrument is extensively described in a paper “COSIMA, a High Resolution Time of Flight Spectrometer for Secondary Ion Mass Spectroscopy of Cometary Dust Particles” by Kissel et.al. [RD-02]. That paper together with this EAICD can be found from the DOCUMENT directory.

2.4.4 Derived and other Data Products

N/A

2.4.5 Ancillary Data Usage

2.4.5.1 Substrate history

The COSIMA instrument measures “off-line” in the sense that target assemblies are exposed independently of any spacecraft or COSIMA activity. For each target substrate, a list containing substrate history, including exposure time period, heating in the chemistry station, cleaning, analyzing and imaging is provided. The list is formatted as a table and stored in the same directory with the science products obtained from that substrate.

As stated in the 2.4.1, these history files are the starting point of the COSIMA data analysis.

2.4.5.2 Named positions

The substrate named positions. The positions are manually named by Sihane Merouane/MPS with an arbitrary first name and a last name based common with the imaging date, where first a possible new dust grain is detected. There are also some named technical and calibration positions. The positions are to be published in the “MPS technical report” series, LIST OF COSIMA TARGET COORDINATES’ NAMES, MPS-T-28-16-1.

Note that some date ranges are missing, as it's unclear, when the grain was collected.

The product files have the naming convention CS_YXX_SUBSTRATE_POSITIONS.TAB, where the Y is either 1 for top, 2 for middle and 3 for bottom substrate. The XX is target holder number in the range C1 to D8, counting in hexadecimal number base.

2.4.5.3 Calibration data

The SUB_AUX directory in the DATA directory contains calibration spectra taken with the COSIMA Reference Model at the MPS and with a similar to COSIMA TOF-SIMS laboratory hardware at the LPC2E. The user of the data is referred to look in the following two publications:

[RD-20] Krüger H. et al, COSIMA-Rosetta calibration for in situ characterization of 67P/Churyumov–Gerasimenko cometary inorganic compounds, Planetary and Space Science, Volume 117, November 2015, Pages 35–44

[RD 21] Le Roy L. et al, COSIMA calibration for the detection and characterization of the cometary solid organic matter, Planetary and Space Science, Volume 105, January 2015, Pages 1–25

The substrates from the RM are

41D, 422, 48B, 48C, 496, 497, 498, 49C, 49D, 4AF, 4B0,

All the HXX substrates are Au blanks

Enstatite Bamle

CS_49C_20120930T205509_SP_P.TAB CS_49C_20120930T211711_SP_P.TAB
CS_49C_20120930T213913_SP_P.TAB

Hyperstene

CS_496_20120611T221823_SP_P.TAB CS_496_20120611T222339_SP_P.TAB
CS_496_20120611T222859_SP_P.TAB CS_496_20120611T225041_SP_P.TAB
CS_496_20120611T225557_SP_P.TAB

Clinopyroxene

CS_41D_20091216T200823_SP_P.TAB CS_41D_20091216T201857_SP_P.TAB
CS_41D_20091216T212311_SP_P.TAB CS_41D_20091216T213353_SP_P.TAB
CS_41D_20091216T234207_SP_P.TAB

Diopside Madagascar

CS_49C_20120930T172041_SP_P.TAB CS_49C_20120930T172607_SP_P.TAB
CS_49C_20120930T173131_SP_P.TAB CS_49C_20120930T174759_SP_P.TAB
CS_49C_20120930T175327_SP_P.TAB CS_49C_20120930T181513_SP_P.TAB
CS_49C_20120930T183139_SP_P.TAB CS_49C_20120930T183657_SP_P.TAB

Diopside San Marcel

CS_49D_20120926T142603_SP_P.TAB CS_49D_20120926T143137_SP_P.TAB
CS_49D_20120926T143715_SP_P.TAB CS_49D_20120926T145953_SP_P.TAB
CS_49D_20120926T154503_SP_P.TAB

Augite

CS_496_20120612T212827_SP_P.TAB CS_496_20120612T213345_SP_P.TAB
CS_496_20120612T220031_SP_P.TAB

Hedenbergite

CS_497_20120613T143119_SP_P.TAB CS_497_20120613T150905_SP_P.TAB
CS_497_20120613T153605_SP_P.TAB CS_497_20120613T154125_SP_P.TAB

Olivine San Carlos (48C)

CS_48C_20120924T123033_SP_P.TAB CS_48C_20120924T124049_SP_P.TAB
CS_48C_20120924T131207_SP_P.TAB CS_48C_20120924T132225_SP_P.TAB
CS_48C_20120924T143839_SP_P.TAB CS_48C_20120924T152051_SP_P.TAB
CS_48C_20120924T182339_SP_P.TAB CS_48C_20120924T185539_SP_P.TAB

Fayalite

CS_496_20120611T161707_SP_P.TAB CS_496_20120611T162221_SP_P.TAB
CS_496_20120611T162735_SP_P.TAB CS_496_20120611T164903_SP_P.TAB
CS_496_20120611T171547_SP_P.TAB CS_496_20120611T174235_SP_P.TAB

Albite

CS_496_20120612T185401_SP_P.TAB CS_496_20120612T185919_SP_P.TAB
CS_496_20120612T192057_SP_P.TAB CS_496_20120612T192617_SP_P.TAB
CS_496_20120612T194801_SP_P.TAB

Anorthite

CS_497_20120613T121055_SP_P.TAB CS_497_20120613T123725_SP_P.TAB
CS_497_20120613T124237_SP_P.TAB CS_497_20120613T130343_SP_P.TAB

CS_497_20120613T130857_SP_P.TAB CS_497_20120613T131409_SP_P.TAB

Plagioclase (497)

CS_497_20120613T203329_SP_P.TAB CS_497_20120613T203847_SP_P.TAB
CS_497_20120613T204937_SP_P.TAB CS_497_20120613T205457_SP_P.TAB
CS_497_20120613T210015_SP_P.TAB

Plagioclase (48B)

CS_48B_20120110T052016_SP_P.TAB CS_48B_20120110T072210_SP_P.TAB
CS_48B_20120110T074228_SP_P.TAB

Orthoclase

CS_496_20120611T232027_SP_P.TAB CS_496_20120611T232545_SP_P.TAB
CS_496_20120611T235231_SP_P.TAB

Nepheline

CS_497_20120613T182145_SP_P.TAB CS_497_20120613T182703_SP_P.TAB
CS_497_20120613T183801_SP_P.TAB CS_497_20120613T184831_SP_P.TAB
CS_497_20120613T185341_SP_P.TAB

Fuschite

CS_49D_20120926T172651_SP_P.TAB CS_49D_20120926T173217_SP_P.TAB
CS_49D_20120926T173747_SP_P.TAB

Richterite

CS_4B0_20130211T073306_SP_P.TAB CS_4B0_20130211T073828_SP_P.TAB
CS_4B0_20130211T075952_SP_P.TAB CS_4B0_20130211T082638_SP_P.TAB
CS_4B0_20130211T085306_SP_P.TAB CS_4B0_20130211T091934_SP_P.TAB

Smectite (422)

CS_422_20101019T191724_SP_P.TAB CS_422_20101019T210256_SP_P.TAB
CS_422_20101019T221640_SP_P.TAB

Smectite (49C)

CS_49C_20121001T163607_SP_P.TAB CS_49C_20121001T165753_SP_P.TAB
CS_49C_20121001T171421_SP_P.TAB

Talc

CS_49C_20121001T183319_SP_P.TAB CS_49C_20121001T183835_SP_P.TAB
CS_49C_20121001T184353_SP_P.TAB

Dolomite

CS_4AF_20130207T202650_SP_P.TAB CS_4AF_20130207T203720_SP_P.TAB
CS_4AF_20130207T204232_SP_P.TAB CS_4AF_20130207T204756_SP_P.TAB
CS_4AF_20130207T205308_SP_P.TAB CS_4AF_20130207T210844_SP_P.TAB

Melilite

CS_498_20120614T212255_SP_P.TAB CS_498_20120614T212813_SP_P.TAB
CS_498_20120614T213333_SP_P.TAB CS_498_20120614T220029_SP_P.TAB

Akermanite (496)

CS_496_20120612T164615_SP_P.TAB CS_496_20120612T165133_SP_P.TAB
CS_496_20120612T165651_SP_P.TAB CS_496_20120612T171303_SP_P.TAB
CS_496_20120612T171823_SP_P.TAB CS_496_20120612T172347_SP_P.TAB

Ilmenite

CS_4B0_20130209T231014_SP_P.TAB CS_4B0_20130209T232054_SP_P.TAB
CS_4B0_20130209T233714_SP_P.TAB CS_4B0_20130210T000412_SP_P.TAB
CS_4B0_20130210T000932_SP_P.TAB

Pentlandite

CS_49D_20120927T083345_SP_P.TAB CS_49D_20120927T083905_SP_P.TAB
CS_49D_20120927T085529_SP_P.TAB CS_49D_20120927T091713_SP_P.TAB
CS_49D_20120927T094431_SP_P.TAB

Pyrrhotite

CS_49D_20120927T103759_SP_P.TAB CS_49D_20120927T110021_SP_P.TAB
CS_49D_20120927T111147_SP_P.TAB CS_49D_20120927T111719_SP_P.TAB

Adenine

CS_H00_20090611T000000_SP_P.TAB

Enstatite

CS_H02_20041130T165812_SP_P.TAB CS_H02_20041209T120756_SP_P.TAB
CS_H02_20050105T143726_SP_P.TAB CS_H02_20050105T151600_SP_P.TAB
CS_H02_20050804T135116_SP_N.TAB CS_H02_20050804T141340_SP_N.TAB
CS_H02_20050804T143628_SP_N.TAB CS_H02_20050804T152748_SP_N.TAB

Olivine

CS_H03_20041206T103224_SP_P.TAB CS_H03_20041206T104402_SP_P.TAB
CS_H03_20041206T110730_SP_P.TAB CS_H03_20041206T111248_SP_P.TAB
CS_H03_20050728T105036_SP_N.TAB CS_H03_20050728T110726_SP_N.TAB

Serpentine

CS_H04_20041206T135628_SP_P.TAB CS_H04_20041206T141644_SP_P.TAB
CS_H04_20041207T110110_SP_N.TAB CS_H04_20041207T110842_SP_N.TAB
CS_H04_20041214T162848_SP_P.TAB CS_H04_20050718T141204_SP_P.TAB
CS_H04_20050804T101410_SP_N.TAB CS_H04_20050804T102414_SP_N.TAB

Talc

CS_H05_20041129T151922_SP_P.TAB CS_H05_20041129T153406_SP_P.TAB
CS_H05_20041129T165716_SP_P.TAB CS_H05_20041129T173316_SP_P.TAB
CS_H05_20050729T105714_SP_N.TAB CS_H05_20050729T112118_SP_N.TAB

Tetracosane

CS_H07_20130320T111320_SP_P.TAB CS_H07_20130320T114150_SP_N.TAB
CS_H07_20130320T181600_SP_P.TAB CS_H07_20130424T112032_SP_N.TAB
CS_H07_20130424T113530_SP_N.TAB

Octacosane

CS_H08_20130307T121308_SP_P.TAB CS_H08_20130307T124826_SP_N.TAB
CS_H08_20130307T174858_SP_P.TAB CS_H08_20130423T123028_SP_N.TAB

Hexatriacontane

CS_H09_20130425T092718_SP_N.TAB CS_H09_20130425T102214_SP_P.TAB
CS_H09_20130425T162938_SP_N.TAB

Pyrene

CS_H12_20120308T164754_SP_P.TAB CS_H12_20120308T174616_SP_N.TAB
CS_H12_20120315T161352_SP_P.TAB CS_H12_20120315T163748_SP_P.TAB
CS_H12_20120315T164806_SP_P.TAB CS_H12_20120315T182728_SP_N.TAB
CS_H12_20120315T184208_SP_N.TAB CS_H12_20120315T185620_SP_N.TAB

Anthracene

CS_H13_20120314T160618_SP_P.TAB CS_H13_20120314T162922_SP_P.TAB
CS_H13_20120314T171408_SP_N.TAB CS_H13_20120314T172900_SP_N.TAB
CS_H13_20120319T174448_SP_P.TAB CS_H13_20120319T175754_SP_P.TAB
CS_H13_20120321T174420_SP_N.TAB CS_H13_20120321T175928_SP_N.TAB
CS_H13_20120321T183400_SP_N.TAB CS_H13_20120321T184654_SP_N.TAB

Coronene

CS_H15_20120329T111404_SP_P.TAB CS_H15_20120329T113048_SP_P.TAB
CS_H15_20120329T123034_SP_N.TAB CS_H15_20120329T124230_SP_N.TAB
CS_H15_20120329T160156_SP_P.TAB CS_H15_20120329T161830_SP_P.TAB
CS_H15_20120329T163748_SP_P.TAB CS_H15_20120329T165434_SP_P.TAB
CS_H15_20120329T172254_SP_P.TAB CS_H15_20120329T181222_SP_N.TAB
CS_H15_20120329T183036_SP_N.TAB

POM

CS_H16_20100603T110038_SP_P.TAB CS_H16_20100603T150532_SP_P.TAB
CS_H16_20100603T151440_SP_P.TAB CS_H16_20100603T152528_SP_P.TAB
CS_H16_20100603T153500_SP_P.TAB CS_H16_20100603T154556_SP_P.TAB
CS_H16_20100603T155538_SP_P.TAB CS_H16_20100603T155932_SP_P.TAB
CS_H16_20100603T160532_SP_P.TAB CS_H16_20100603T160912_SP_P.TAB
CS_H16_20100603T161540_SP_P.TAB CS_H16_20100603T164642_SP_N.TAB
CS_H16_20100603T173122_SP_N.TAB

Stearic Acid

CS_H17_20110308T174502_SP_P.TAB CS_H17_20110308T191740_SP_P.TAB
CS_H17_20110308T192738_SP_P.TAB CS_H17_20110308T193418_SP_P.TAB
CS_H17_20110308T194104_SP_P.TAB CS_H17_20110321T130756_SP_P.TAB
CS_H17_20110322T170610_SP_P.TAB CS_H17_20110322T175514_SP_N.TAB
CS_H17_20110322T191038_SP_N.TAB

Glycolic

CS_H18_20110324T125306_SP_P.TAB CS_H18_20110324T131452_SP_N.TAB
CS_H18_20110324T154716_SP_P.TAB CS_H18_20110324T160956_SP_P.TAB
CS_H18_20110324T163348_SP_P.TAB CS_H18_20110324T164342_SP_P.TAB
CS_H18_20110324T165234_SP_P.TAB CS_H18_20110324T173136_SP_N.TAB
CS_H18_20110324T174002_SP_N.TAB CS_H18_20110324T175812_SP_N.TAB
CS_H18_20110324T180620_SP_N.TAB CS_H18_20110324T183932_SP_N.TAB

Benzoic Acid

CS_H19_20110329T165214_SP_P.TAB CS_H19_20110329T170242_SP_P.TAB
CS_H19_20110329T172506_SP_P.TAB CS_H19_20110329T175608_SP_N.TAB
CS_H19_20110329T180528_SP_N.TAB CS_H19_20110329T181302_SP_N.TAB
CS_H19_20110331T171812_SP_N.TAB CS_H19_20110331T173404_SP_N.TAB
CS_H19_20110331T174618_SP_N.TAB CS_H19_20110331T180704_SP_N.TAB
CS_H19_20110411T110808_SP_P.TAB CS_H19_20110411T112020_SP_P.TAB
CS_H19_20110411T113426_SP_P.TAB CS_H19_20110411T120818_SP_N.TAB
CS_H19_20110411T121642_SP_N.TAB CS_H19_20110411T122136_SP_N.TAB
CS_H19_20110411T123944_SP_N.TAB CS_H19_20110411T124806_SP_N.TAB

HMT

CS_H20_20130129T170054_SP_P.TAB CS_H20_20130129T170210_SP_P.TAB
CS_H20_20130129T170310_SP_P.TAB CS_H20_20130129T170350_SP_P.TAB
CS_H20_20130129T170438_SP_P.TAB CS_H20_20130129T170536_SP_P.TAB
CS_H20_20130129T170750_SP_P.TAB CS_H20_20130129T171440_SP_P.TAB
CS_H20_20130129T172018_SP_P.TAB CS_H20_20130129T172050_SP_P.TAB
CS_H20_20130129T173740_SP_P.TAB CS_H20_20130129T173904_SP_P.TAB
CS_H20_20130129T174020_SP_P.TAB CS_H20_20130129T174330_SP_P.TAB
CS_H20_20130129T174644_SP_P.TAB CS_H21_20110309T184244_SP_P.TAB
CS_H21_20110309T190738_SP_N.TAB CS_H21_20110311T114236_SP_P.TAB
CS_H21_20110311T121008_SP_P.TAB CS_H21_20110311T121456_SP_P.TAB
CS_H21_20110311T123254_SP_P.TAB CS_H21_20110311T124436_SP_P.TAB
CS_H21_20110311T131846_SP_P.TAB CS_H21_20110311T153010_SP_N.TAB
CS_H21_20110311T154230_SP_N.TAB CS_H21_20110311T155752_SP_N.TAB
CS_H21_20110311T162312_SP_N.TAB CS_H21_20110311T164252_SP_N.TAB

adsorbed HMT

CS_H22_20130129T162204_SP_P.TAB CS_H22_20130129T162702_SP_P.TAB
CS_H22_20130129T163658_SP_P.TAB CS_H22_20130129T165046_SP_P.TAB
CS_H22_20130129T172420_SP_P.TAB CS_H22_20130129T172522_SP_P.TAB
CS_H22_20130129T172624_SP_P.TAB CS_H22_20130129T172916_SP_P.TAB
CS_H22_20130129T173436_SP_P.TAB

Imidazol

CS_H24_20090608T093844_SP_P.TAB CS_H24_20090608T114928_SP_P.TAB
CS_H24_20090608T120110_SP_P.TAB CS_H24_20090608T121058_SP_P.TAB
CS_H24_20090608T122026_SP_P.TAB CS_H24_20090608T122934_SP_P.TAB
CS_H24_20090612T103212_SP_P.TAB CS_H24_20090612T135028_SP_P.TAB
CS_H24_20090612T135336_SP_P.TAB CS_H24_20090612T135734_SP_P.TAB
CS_H24_20090612T140232_SP_P.TAB CS_H24_20090612T140730_SP_P.TAB
CS_H24_20090612T141732_SP_P.TAB CS_H24_20090612T143814_SP_P.TAB
CS_H24_20090612T144846_SP_P.TAB CS_H24_20090612T145724_SP_P.TAB
CS_H24_20090612T150718_SP_P.TAB CS_H24_20090612T151854_SP_P.TAB
CS_H24_20090612T152808_SP_P.TAB CS_H24_20090612T153732_SP_P.TAB
CS_H24_20090612T154716_SP_P.TAB CS_H24_20090612T155728_SP_P.TAB
CS_H24_20090612T160724_SP_P.TAB CS_H24_20090612T161758_SP_P.TAB
CS_H24_20090806T112520_SP_N.TAB CS_H24_20090806T140226_SP_N.TAB
CS_H24_20090806T142304_SP_N.TAB CS_H24_20090806T144004_SP_N.TAB
CS_H24_20090806T145812_SP_N.TAB

2-aminopyrimidine

CS_H26_20090604T103056_SP_P.TAB CS_H26_20090605T123154_SP_P.TAB
CS_H26_20090605T130132_SP_P.TAB CS_H26_20090605T133228_SP_P.TAB

CS_H26_20090605T140254_SP_P.TAB CS_H26_20090605T144528_SP_P.TAB
CS_H26_20090605T151246_SP_P.TAB CS_H26_20090605T154408_SP_P.TAB
CS_H26_20090605T161252_SP_P.TAB CS_H26_20090605T164238_SP_P.TAB
CS_H26_20090605T171240_SP_P.TAB CS_H26_20090806T162248_SP_N.TAB
CS_H26_20090807T092928_SP_N.TAB CS_H26_20090807T094240_SP_N.TAB
CS_H26_20090807T100132_SP_N.TAB CS_H26_20090807T101758_SP_N.TAB
CS_H26_20090807T103334_SP_N.TAB CS_H26_20090807T105302_SP_N.TAB

4-aminopyrimidine

CS_H27_20100427T114100_SP_P.TAB CS_H27_20100427T155310_SP_P.TAB
CS_H27_20100427T163948_SP_P.TAB

Adenine

CS_H30_20090526T103830_SP_P.TAB CS_H30_20090526T110004_SP_N.TAB
CS_H30_20090527T150442_SP_P.TAB CS_H30_20090527T151622_SP_P.TAB
CS_H30_20090527T152612_SP_P.TAB CS_H30_20090527T153812_SP_P.TAB
CS_H30_20090527T154558_SP_P.TAB CS_H30_20090527T155648_SP_P.TAB
CS_H30_20090527T160542_SP_P.TAB CS_H30_20090527T161542_SP_P.TAB
CS_H30_20090527T162552_SP_P.TAB CS_H30_20090527T162842_SP_P.TAB
CS_H30_20090527T163612_SP_P.TAB CS_H30_20090527T164542_SP_P.TAB
CS_H30_20090528T101808_SP_N.TAB CS_H30_20090528T102744_SP_N.TAB
CS_H30_20090528T104744_SP_N.TAB CS_H30_20090528T110038_SP_N.TAB
CS_H30_20090528T110814_SP_N.TAB CS_H30_20090528T111758_SP_N.TAB
CS_H30_20090528T112816_SP_N.TAB CS_H30_20090528T113806_SP_N.TAB
CS_H30_20090528T114828_SP_N.TAB CS_H30_20090528T133850_SP_P.TAB
CS_H30_20090528T135120_SP_P.TAB CS_H30_20090528T140234_SP_P.TAB
CS_H30_20090528T141112_SP_P.TAB CS_H30_20090528T142034_SP_P.TAB
CS_H30_20090528T143040_SP_P.TAB CS_H30_20090528T144048_SP_P.TAB
CS_H30_20090528T145110_SP_P.TAB CS_H30_20090528T150100_SP_P.TAB
CS_H30_20090528T151042_SP_P.TAB CS_H30_20090528T152024_SP_P.TAB
CS_H30_20090528T153024_SP_P.TAB CS_H30_20090528T154024_SP_P.TAB
CS_H30_20090528T171602_SP_N.TAB CS_H30_20090529T094610_SP_N.TAB
CS_H30_20090529T095422_SP_N.TAB CS_H30_20090529T100432_SP_N.TAB
CS_H30_20090529T101446_SP_N.TAB CS_H30_20090529T102452_SP_N.TAB
CS_H30_20090529T103504_SP_N.TAB CS_H30_20090529T104450_SP_N.TAB
CS_H30_20090529T105438_SP_N.TAB CS_H30_20090529T111424_SP_N.TAB
CS_H30_20090529T112400_SP_N.TAB CS_H30_20090529T112718_SP_N.TAB
CS_H31_20090610T163002_SP_P.TAB CS_H31_20090611T091422_SP_P.TAB
CS_H31_20090611T092510_SP_P.TAB CS_H31_20090611T093014_SP_P.TAB
CS_H31_20090611T094008_SP_P.TAB CS_H31_20090611T095024_SP_P.TAB
CS_H31_20090611T100026_SP_P.TAB CS_H31_20090611T101036_SP_P.TAB
CS_H31_20090611T102006_SP_P.TAB CS_H31_20090611T103616_SP_P.TAB
CS_H31_20090611T104520_SP_P.TAB CS_H31_20090611T105536_SP_P.TAB
CS_H31_20090611T110540_SP_P.TAB CS_H31_20090611T111734_SP_P.TAB
CS_H31_20090611T112648_SP_P.TAB CS_H31_20090611T113508_SP_P.TAB
CS_H31_20090611T114632_SP_P.TAB CS_H31_20090611T115448_SP_P.TAB
CS_H31_20090611T120332_SP_P.TAB CS_H31_20090611T122004_SP_P.TAB
CS_H31_20090611T122818_SP_P.TAB CS_H31_20090611T123824_SP_P.TAB
CS_H31_20090611T124840_SP_P.TAB CS_H31_20090611T125940_SP_P.TAB
CS_H31_20090611T130856_SP_P.TAB CS_H31_20090611T131840_SP_P.TAB
CS_H31_20090611T133114_SP_P.TAB CS_H31_20090611T133844_SP_P.TAB
CS_H31_20090611T135000_SP_P.TAB CS_H31_20090611T135820_SP_P.TAB
CS_H31_20090611T140844_SP_P.TAB CS_H31_20090611T141836_SP_P.TAB
CS_H31_20090611T143522_SP_P.TAB CS_H31_20090611T145026_SP_P.TAB
CS_H31_20090611T150050_SP_P.TAB CS_H31_20090611T152006_SP_P.TAB
CS_H31_20090611T153842_SP_P.TAB CS_H31_20090611T155022_SP_P.TAB
CS_H31_20090804T103838_SP_N.TAB CS_H31_20090804T105154_SP_N.TAB
CS_H31_20090804T112234_SP_N.TAB CS_H31_20090804T114158_SP_N.TAB

CS_H31_20090804T133154_SP_N.TAB CS_H31_20090804T134630_SP_N.TAB
CS_H31_20090804T135032_SP_N.TAB CS_H31_20090804T140618_SP_N.TAB
CS_H31_20090804T142022_SP_N.TAB

Cytosine

CS_H34_20090610T091626_SP_P.TAB CS_H34_20090610T091932_SP_P.TAB
CS_H34_20090610T092746_SP_P.TAB CS_H34_20090610T093824_SP_P.TAB
CS_H34_20090610T095248_SP_P.TAB CS_H34_20090610T100758_SP_P.TAB
CS_H34_20090610T101622_SP_P.TAB CS_H34_20090610T102802_SP_P.TAB
CS_H34_20090610T103104_SP_P.TAB CS_H34_20090610T103952_SP_P.TAB
CS_H34_20090610T104904_SP_P.TAB CS_H34_20090610T105354_SP_P.TAB
CS_H34_20090610T105938_SP_P.TAB CS_H34_20090610T110426_SP_P.TAB
CS_H34_20090610T110818_SP_P.TAB CS_H34_20090610T111636_SP_P.TAB
CS_H34_20090610T112146_SP_P.TAB CS_H34_20090610T112640_SP_P.TAB
CS_H34_20090610T113212_SP_P.TAB CS_H34_20090610T113646_SP_P.TAB
CS_H34_20090610T123040_SP_P.TAB CS_H34_20090722T145124_SP_N.TAB
CS_H34_20090722T145634_SP_N.TAB CS_H34_20090722T184626_SP_N.TAB
CS_H34_20090807T140744_SP_N.TAB CS_H34_20090810T095256_SP_N.TAB
CS_H34_20090810T103122_SP_N.TAB CS_H34_20090810T111046_SP_N.TAB
CS_H34_20090810T124656_SP_N.TAB CS_H34_20090810T133618_SP_N.TAB

Isocytosine

CS_H35_20100208T170058_SP_P.TAB CS_H35_20100210T154526_SP_P.TAB
CS_H35_20100210T162046_SP_P.TAB CS_H35_20100210T163520_SP_P.TAB
CS_H35_20100210T163914_SP_P.TAB CS_H35_20100210T171254_SP_P.TAB
CS_H35_20100210T193140_SP_P.TAB CS_H35_20100719T160022_SP_P.TAB
CS_H35_20100719T162708_SP_P.TAB CS_H35_20100719T165452_SP_P.TAB
CS_H35_20100720T155108_SP_N.TAB CS_H35_20100720T162028_SP_N.TAB
CS_H35_20100720T165804_SP_N.TAB CS_H35_20100721T101634_SP_P.TAB
CS_H35_20100721T103336_SP_P.TAB CS_H35_20100721T110424_SP_P.TAB
CS_H35_20100721T112604_SP_P.TAB CS_H35_20100721T113638_SP_P.TAB
CS_H35_20100721T155116_SP_N.TAB CS_H35_20100721T161424_SP_N.TAB
CS_H35_20100721T163738_SP_N.TAB CS_H35_20100721T170848_SP_N.TAB
CS_H35_20100721T181926_SP_N.TAB

Uracile

CS_H36_20100318T154958_SP_P.TAB CS_H36_20100318T173634_SP_P.TAB
CS_H36_20100318T180242_SP_P.TAB CS_H36_20100318T182450_SP_P.TAB
CS_H36_20100318T182704_SP_P.TAB CS_H36_20100318T185814_SP_P.TAB
CS_H36_20100625T161528_SP_P.TAB CS_H36_20100625T163850_SP_P.TAB
CS_H36_20100625T172050_SP_N.TAB CS_H36_20100625T175052_SP_N.TAB
CS_H36_20100625T181540_SP_N.TAB CS_H36_20100628T153204_SP_P.TAB
CS_H36_20100628T154414_SP_P.TAB CS_H36_20100628T155902_SP_P.TAB
CS_H36_20100628T165404_SP_N.TAB CS_H36_20100628T172110_SP_N.TAB
CS_H36_20100628T183322_SP_N.TAB

Thymine

CS_H37_20100325T153740_SP_P.TAB CS_H37_20100325T162822_SP_P.TAB
CS_H37_20100325T163620_SP_P.TAB CS_H37_20100325T163948_SP_P.TAB
CS_H37_20100325T165728_SP_P.TAB CS_H37_20100325T170844_SP_P.TAB
CS_H37_20100325T173140_SP_P.TAB CS_H37_20100325T173814_SP_P.TAB
CS_H37_20100325T175824_SP_P.TAB CS_H37_20100325T183512_SP_P.TAB
CS_H37_20100621T150624_SP_P.TAB CS_H37_20100621T153602_SP_P.TAB
CS_H37_20100621T163600_SP_N.TAB CS_H37_20100621T170402_SP_N.TAB
CS_H37_20100621T173110_SP_N.TAB CS_H37_20100623T142318_SP_P.TAB
CS_H37_20100623T143414_SP_P.TAB CS_H37_20100623T150730_SP_N.TAB

CS_H37_20100623T153210_SP_N.TAB CS_H37_20100624T105020_SP_P.TAB
CS_H37_20100624T105836_SP_P.TAB CS_H37_20100624T152206_SP_N.TAB
CS_H37_20100624T155258_SP_N.TAB CS_H38_20100621T151454_SP_P.TAB
CS_H38_20100621T154218_SP_P.TAB CS_H38_20100621T175850_SP_N.TAB
CS_H38_20100621T182448_SP_N.TAB CS_H38_20100621T185030_SP_N.TAB
CS_H39_20100622T144132_SP_P.TAB CS_H39_20100622T150138_SP_P.TAB
CS_H39_20100622T152652_SP_N.TAB CS_H39_20100622T160308_SP_N.TAB
CS_H39_20100624T111452_SP_P.TAB CS_H39_20100624T115416_SP_P.TAB
CS_H39_20100624T162902_SP_N.TAB CS_H39_20100624T170202_SP_N.TAB

Hypoxanthine

CS_H40_20100706T145848_SP_P.TAB CS_H40_20100706T152426_SP_P.TAB
CS_H40_20100706T155118_SP_P.TAB CS_H40_20100706T163842_SP_N.TAB
CS_H40_20100706T170740_SP_N.TAB CS_H40_20100706T173332_SP_N.TAB
CS_H40_20100707T181724_SP_P.TAB CS_H40_20100707T185730_SP_P.TAB
CS_H40_20100707T191754_SP_P.TAB CS_H40_20100708T104350_SP_P.TAB
CS_H40_20100708T111012_SP_P.TAB CS_H40_20100708T112548_SP_P.TAB
CS_H40_20100708T115654_SP_P.TAB CS_H40_20100708T151048_SP_N.TAB
CS_H40_20100708T154240_SP_N.TAB CS_H40_20100708T161754_SP_N.TAB
CS_H40_20100708T170154_SP_N.TAB CS_H40_20100708T180740_SP_N.TAB

Guanine

CS_H41_20090608T161534_SP_P.TAB CS_H41_20090609T093418_SP_P.TAB
CS_H41_20090609T094924_SP_P.TAB CS_H41_20090609T095852_SP_P.TAB
CS_H41_20090609T100838_SP_P.TAB CS_H41_20090609T101836_SP_P.TAB
CS_H41_20090609T102834_SP_P.TAB CS_H41_20090609T102954_SP_P.TAB
CS_H41_20090609T104824_SP_P.TAB CS_H41_20090609T105932_SP_P.TAB
CS_H41_20090609T111122_SP_P.TAB CS_H41_20090609T112210_SP_P.TAB
CS_H41_20090609T112846_SP_P.TAB CS_H41_20090609T113856_SP_P.TAB
CS_H41_20090609T115856_SP_P.TAB CS_H41_20090609T121006_SP_P.TAB
CS_H41_20090609T121852_SP_P.TAB CS_H41_20090609T122922_SP_P.TAB
CS_H41_20090609T123916_SP_P.TAB CS_H41_20090609T134642_SP_P.TAB
CS_H41_20090609T135614_SP_P.TAB CS_H41_20090609T140604_SP_P.TAB
CS_H41_20090609T140942_SP_P.TAB CS_H41_20090609T141614_SP_P.TAB
CS_H41_20090609T161248_SP_P.TAB CS_H41_20090805T103102_SP_N.TAB
CS_H41_20090805T124202_SP_N.TAB CS_H41_20090805T145452_SP_N.TAB
CS_H41_20090805T151308_SP_N.TAB CS_H41_20090805T153352_SP_N.TAB
CS_H41_20090805T155300_SP_N.TAB CS_H41_20090810T145712_SP_N.TAB
CS_H41_20090811T102152_SP_N.TAB CS_H41_20090811T131408_SP_N.TAB

Xanthine

CS_H42_20100629T181250_SP_P.TAB CS_H42_20100629T182814_SP_P.TAB
CS_H42_20100629T190116_SP_P.TAB CS_H42_20100630T103612_SP_N.TAB
CS_H42_20100630T105728_SP_N.TAB CS_H42_20100630T111726_SP_N.TAB
CS_H42_20100630T113426_SP_N.TAB CS_H42_20100630T115400_SP_N.TAB
CS_H42_20100630T160206_SP_P.TAB CS_H42_20100630T161158_SP_P.TAB
CS_H42_20100630T162542_SP_P.TAB CS_H42_20100630T164052_SP_P.TAB
CS_H42_20100630T175154_SP_N.TAB CS_H42_20100630T183252_SP_N.TAB
CS_H42_20100701T164148_SP_N.TAB CS_H42_20100701T172034_SP_N.TAB
CS_H42_20100701T175506_SP_N.TAB CS_H42_20100701T183248_SP_N.TAB

Eicosane

CS_H55_20130426T093840_SP_P.TAB CS_H55_20130426T101542_SP_N.TAB
CS_H55_20130426T152734_SP_P.TAB CS_H55_20130426T155628_SP_P.TAB
CS_H55_20130426T171000_SP_N.TAB

Xanthine

CS_H56_20100526T104640_SP_P.TAB CS_H56_20100526T145114_SP_P.TAB
CS_H56_20100526T155510_SP_P.TAB CS_H56_20100526T160538_SP_P.TAB
CS_H56_20100526T161756_SP_P.TAB CS_H56_20100526T163614_SP_P.TAB
CS_H56_20100526T164536_SP_P.TAB CS_H56_20100526T170352_SP_P.TAB
CS_H56_20100526T172412_SP_P.TAB

HMT

CS_HB5_20091125T164716_SP_P.TAB CS_HB5_20091125T181512_SP_P.TAB
CS_HB5_20091125T182418_SP_P.TAB CS_HB6_20110608T153950_SP_P.TAB
CS_HB6_20110608T155416_SP_P.TAB CS_HB6_20110608T160730_SP_P.TAB
CS_HB6_20110608T170322_SP_P.TAB CS_HB6_20110608T174026_SP_P.TAB

3 Archive Format and Content

3.1 Deliveries and Archive Volume Format

There will be only one dataset available at all times. For all the pre-comet phases, it will be named RO-CAL-COSIMA-3-Vx.y. For the comet phase, the dataset name will be changed to RO-C-COSIMA-3-Vx.y.

For each delivery, the new data is incremented to the old data and the major version number is incremented by one. This scheme is used to make sure, that the data user always have the full substrate history available. The history products are essential in the spectrum interpretation and are the recommend starting point for the data browsing. The following delivery schedule is expected:

dataset ID	coverage	date
RO-CAL-COSIMA-2-V1.0	Ground calibration, commissioning, first cruise phases. No mass scale available	2006
RO-CAL-COSIMA-3-V2.0	adds active checkout data up to PC8	2008
RO-CAL-COSIMA-3-V3.0	adds active checkout data up to hibernation	2010
RO-C-COSIMA-3-V1.0	adds comet prelanding data	end 2014
RO-C-COSIMA-3-V2.0	adds comet escort 1 data	mid 2015
RO-C-COSIMA-3-V3.0	adds comet escort 2 data	end 2015
RO-C-COSIMA-3-V4.0	adds comet escort 3 data	mid 2016
RO-C-COSIMA-3-V5.0	adds comet escort 4 data	mid 2016
RO-C-COSIMA-3-V6.0	adds final data	end 2016

The passive checkouts do not contribute much to the dataset, only one target is taken from the target storage and deposited back. No measurements are made.

The dataset is organized according to tree structure in the illustration 3.1.

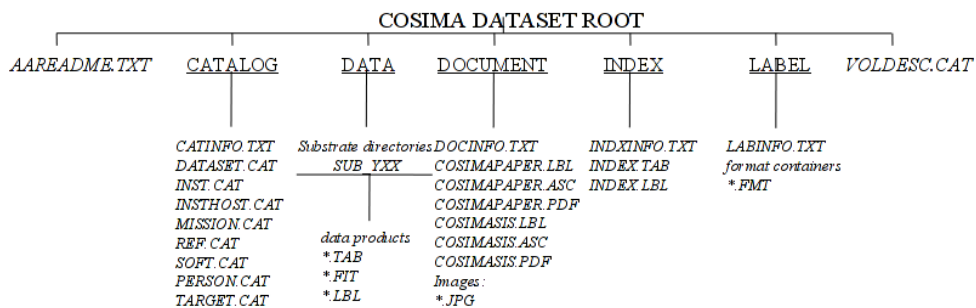


Illustration 1:

3.2 Conventions

3.2.1 Data Set ID Formation

Data set ID will be formed according to PDS standards and following the Rosetta Archive Plan (RO-EST-PL-5011). It will have the following components:

- Instrument host: RO
- Target: CAL for pre-flight data set, C for in-flight data set

- Instrument: COS
- Data processing level number, 3.
- Version number

The pre-comet dataset naming is thus starting from "RO-CAL-COSIMA-2-V1.0" and changed in the comet phase to names starting from "RO-C-COSIMA-3-V1.0"

3.2.2 Data Directory Naming Convention

/DATA directory is divided to subdirectories for each COSIMA target substrate. The subdirectory names will be of format SUB_YXX, where Y (1-3) is the substrate position in the target assembly, and XX is target assembly ID numbered from C1 to D8 hexadecimal. For example: SUB_1C1, SUB_2C1, etc. Substrate numbering is also explained in Chapter 4.1

Calibration data used for the calibration papers is stored in the /DATA/SUB_AUX directory.

3.2.3 Filenaming Convention COSIMA data products will be named as follows:

- Spectra: CS_YXX_YYYYMMDDThhmmss_SP_Z.TAB, where YXX is substrate code as defined above (chapter 3.2.2), and Z is either 'P' for positive or 'N' for negative ions.
- Peak lists: CS_YXX_YYYYMMDDThhmmss_PK_Z.TAB, where YXX and Z as above.
- Scan: CS_YXX_YYYYMMDDThhmmss_SCAN.TAB, where YXX as above
- Heat: CS_YXX_YYYYMMDDThhmmss_HEAT.TAB, where YXX as above
- Cleaning: CS_YXX_YYYYMMDDThhmmss_CLEA.TAB, where YXX as above
- Cosiscope images of substrates: CS_YXX_YYYYMMDDThhmmss_IM_Z.FIT, where YXX as above, and Z is either 'P' for plus side led or 'M' for minus side led illumination.
- Grain lists: CS_YXX_YYYYMMDDThhmmss_GR__.TAB, where YXX as above.
- Housekeeping files: CS_YXX_YYYYMMDDThhmmss_S_HK.TAB (for spectra and peak lists), CS_YXX_YYYYMMDDThhmmss_SCHK (for scan housekeeping), CS_YXX_YYYYMMDDThhmmss_CLHK (for cleaning housekeeping) or CS_YXX_YYYYMMDDThhmmss_G_HK.TAB (for images and grain lists). YXX as above.
- Substrate history (ancillary data): CS_YXX_SUBSTRATE_HIST.TAB

YYYYMMDDThhmmss is the date and time of operation start in UTC.

3.3 Standards Used in Data Product Generation

3.3.1 PDS Standards

PDS standard used is 3.6. All data processing levels mentioned in this document are PSA-compliant, as defined in RO-EST-PL-5011.

3.3.2 Time Standards

Time standard used is UTC. Time format is YYYY-MM-DDThh:mm:ss.

3.3.2.1 Spacecraft Clock Count, OBT

The PDS keywords SPACECRAFT_CLOCK_START_COUNT and SPACECRAFT_CLOCK_STOP_COUNT refer to OBT as defined in [AD 04, Rosetta Time Handling, chapter 4.2]]

The header of the experiment telemetry source packets contains the data acquisition start time in OBT as 32 bit of unit seconds followed by 16 bit of fractional seconds (see section 2.3). OBT = 0 is at 2003-01-01-T00:00:00 UTC. The time resolution is $2^{-16} = 1.53 \times 10^{-5}$ seconds.

The OBT is represented in the following format:

SPACECRAFT_CLOCK_START/STOP_COUNT =

"<reset number>/<unit seconds>.<fractional seconds>"

The unit seconds and the fractional seconds are separated by the full stop character. Note that this is not a decimal point. The fractional seconds are expressed as multiples of $2^{-16} = 1.53 \times 10^{-5}$ seconds and count from 0 to $2^{10}-1 = 65535$. E.g. in SPACECRAFT_CLOCK_START_COUNT = "1/21983325.392" the 392 fractional seconds correspond to $392 \times 2^{-16} = 0.00598$ decimal seconds.

The spacecraft clock could be reset during the mission (although this is not planned). This would imply a change of the zero point. The zero point of the OBT will be indicated by pre-pending the reset number (integer starting at 1) and a slash to the unit seconds, i.e. "1/" means OBT = 0 at 2003-01-01T00:00:00 UTC.

Examples:

SPACECRAFT_CLOCK_START_COUNT = "1/21983325.39258"

SPACECRAFT_CLOCK_START_COUNT = "1/21983325.392"

SPACECRAFT_CLOCK_STOP_COUNT = "1/21983342"

3.3.3 Reference Systems

N/A

3.3.4 Other Applicable Standards

A&A 524, A42 (2010) Definition of the Flexible Image Transport System (*FITS*), version 3.0

3.4 Data Validation

Formats will be checked with PSA Validation and Verification Tool.

The instrument data is validated according to the outline of the COSIMA proposal and the COSIMA instrument paper (Kissel et al, to be published in 2006 within the frame of the ROSETTA instrument papers). COSIMA consists of groups in France, Finland and Germany and Col's in the US, Austria and The Netherlands. The COSIMA laboratory reference model is located at the Max-Planck-Institute for Solar System Research in Göttingen, Germany. The COSIMA instrument is operated by the Finnish Meteorological Institute in Helsinki, Finland and MPS in Göttingen, Germany. The reference model is used for calibration and cross-reference measurements of the COSIMA flight model. The flight data will be analysed in a near time frame. Since COSIMA stores the original cometary samples, with this approach interesting samples can be screened again, e.g. with an improved count statistics. The science goals are achieved in the pre-comet rendezvous phase preparation with the reference model laboratory measurements and with the operational scenario of COSIMA in the comet orbiting phase of ROSETTA.

3.5 Content

3.5.1 Volume Set

1 volume will contain 1 COSIMA data set. Data set structure is defined in Chapter 3.1.

3.5.2 Data Set

COSIMA data will form one data set. It will contain time-of-flight spectra, peaks lists, target substrate images, grain lists and target history (ancillary data) obtained after the flight targets were installed in the flying instrument (XM).

The data set will be named according to PDS standards and following the Rosetta Archive Plan (ROEST-PL-5011). Each component of the name will match the corresponding component of the data set ID.

Data set name components are:

- Instrument host: ROSETTA-ORBITER
- Target: CAL for pre-comet phase, 67P for comet phasedata sets
- Instrument name: COSIMA

- Data processing level, 3
- Version number

Example: "ROSETTA-ORBITER 67P COSIMA 3 V3.0"

3.5.3 Directories

3.5.3.1 Root Directory

General archive description: AAREADME.TXT, VOLDESC.CAT

3.5.3.2 Calibration Directory

N/A

3.5.3.3 Catalog Directory

CATINFO.TXT

MISSION.CAT and INSTHOST.CAT from ESA – Mission and spacecraft descriptions.

INST.CAT – Instrument description

DATASET.CAT – Dataset description

REFERENCE.CAT - References

SOFTWARE.CAT - empty for COSIMA datasets.

PERSON.CAT – COSIMA contacts

TARGET.CAT – Target descriptions

3.5.3.4 Index Directory

INDXINFO.TXT, INDEX.LBL and INDEX.TAB

3.5.3.5 Browse Directory and Browse Files

N/A

3.5.3.6 Geometry Directory

N/A

3.5.3.7 Software Directory

N/A

3.5.3.8 Gazetteer Directory

N/A

3.5.3.9 Label Directory

LABINFO.TXT

Format containers (*.FMT)

3.5.3.10 Document Directory

COSIMASIS: This EAICD with detached labels and images in JPG format.

COSIMAPAPER: COSIMA instrument paper with detached labels and images in JPG format

3.5.3.11 Extras Directory

N/A

3.5.3.12 Data Directory

See chapter 3.2.2.

4 Detailed Interface Specifications

4.1 Structure and Organization Overview

/DATA directory will be divided to sub-directories for each COSIMA target substrate. Names of these sub-directories will follow the scheme defined in chapter 3.2.2.

The target substrate code in the directory name consists of 3 alphanumeric characters. The last two characters represent hexadecimal code of the target substrate. There are 24 target assemblies, numbered C1-D8 (hex). Each assembly holds 3 substrates, resulting in total of 72 substrates. The first character in the code is a number defining the substrate position in the assembly. Possible numbers are 1,2 and 3 for top, middle and low substrate, respectively. Thus directory name SUB_1C1 identifies that the data inside contains measurements of top substrate of target assembly C1. Other directories containing measurements of target assembly C1 are SUB_2C1 and SUB_3C1.

Data products will be stored in sub-directories SUB_XYY. File naming of the data files is described in chapter 3.2.3. Each sub-directory SUB_XYY will also include the history of that substrate. The history contains information about substrate storage and expose periods, cleaning and heating actions, COSISCOPE camera images and grains lists and any spectra taken. The history product contains history from the moment substrates were installed in the COSIMA flight instrument.

4.2 Data Sets, Definition and Content

See chapter 3.5.2.

4.3 Data Product Design

4.3.1 Time-of flight spectrum product

4.3.1.1 General description

COSIMA time-of-flight spectrum product has the following elements:

- Time-of-flight spectrum: event count series in ascii format.
- Event count: number of events in a time bin.
- Mass: calibrated mass for the time bin.

4.3.1.2 Label example

```
PDS_VERSION_ID           = PDS3
LABEL_REVISION_NOTE      = "V1.3"

/* FILE FORMAT */
RECORD_TYPE               = FIXED_LENGTH
RECORD_BYTES              = 30
FILE_RECORDS              = 131188
LABEL_RECORDS             = 115
/* POINTER TO DATA OBJECTS */
^SCALE_TABLE              = 116
^MASS_SPECTRUM_TABLE     = 117

/* GENERAL DATA DESCRIPTION PARAMETERS */
FILE_NAME                 = "CS_1D1_20150513T224032_SP_N.TAB"
DATA_SET_ID               = "R0-C-COSIMA-3-V3.0"
DATA_SET_NAME             = "ROSETTA-ORBITER 67P COSIMA 3 V3.0"
PRODUCT_ID                = "CS_1D1_20150513T224032_SP_N"
PRODUCT_CREATION_TIME     = 2015-12-24T01:21:34
PRODUCT_TYPE              = "REFDR"
PROCESSING_LEVEL_ID       = "3"
MISSION_ID                = "ROSETTA"
MISSION_NAME              = "INTERNATIONAL ROSETTA MISSION"
MISSION_PHASE_NAME        = "COMET ESCORT 2"
INSTRUMENT_HOST_ID        = "R0"
INSTRUMENT_HOST_NAME      = "ROSETTA-ORBITER"
INSTRUMENT_ID             = "COSIMA"
```

```

INSTRUMENT_NAME           = "COMETARY SECONDARY ION MASS ANALYZER"
INSTRUMENT_TYPE          = "MASS SPECTROMETER"
INSTRUMENT_MODE_ID       = "SPECTRUM"
INSTRUMENT_MODE_DESC     = "TIME OF FLIGHT MASS SPECTRUM MEASUREMENT"
TARGET_NAME              = "67P/CHURYUMOV-GERASIMENKO 1 (1969 R1)"
TARGET_TYPE              = "COMET"
START_TIME               = 2015-05-13T22:40:32
STOP_TIME                = 2015-05-13T22:41:06
SPACECRAFT_CLOCK_START_COUNT = "1/0390177555.45716"
SPACECRAFT_CLOCK_STOP_COUNT  = "1/0390177589.45715"
SC_SUN_POSITION_VECTOR    = "N/A"
SC_TARGET_POSITION_VECTOR  = "N/A"
SC_TARGET_VELOCITY_VECTOR  = "N/A"
SPACECRAFT_ALTITUDE       = "N/A"
SUB_SPACECRAFT_LATITUDE   = "N/A"
SUB_SPACECRAFT_LONGITUDE  = "N/A"
PRODUCER_ID              = "FMI"
PRODUCER_FULL_NAME        = "JOHAN SILEN"
PRODUCER_INSTITUTION_NAME = "FINNISH METEOROLOGICAL INSTITUTE"
DATA_QUALITY_ID          = "-1"
DATA_QUALITY_DESC        = "-1 = not checked"
ROSETTA:PIPELINE_VERSION_ID = "version 2.4"
ROSETTA:COSIMA_SUBSTRATE_ID = "ID1"
ROSETTA:COSIMA_SUBSTRATE_DESC = "Silver, blank"
ROSETTA:COSIMA_SUBSTRATE_X = 5000
ROSETTA:COSIMA_SUBSTRATE_Y = 5000
ROSETTA:COSIMA_SUBSTRATE_Z = 0
ROSETTA:COSIMA_SPECTRUM_POL = "NEGATIVE"
ROSETTA:COSIMA_SPECTRUM_SHOTS = 50225

```

```

OBJECT                    = SCALE_TABLE
  NAME                    = SCALE
  INTERCHANGE_FORMAT      = ASCII
  ROWS                    = 1
  COLUMNS                = 3
  ROW_BYTES               = 30
  ^STRUCTURE              = "COSIMA_SPECTRUM_PEAK_SCALE.FMT"
  DESCRIPTION             = "COSIMA PEAK LIST MASS SCALE"
END_OBJECT                = SCALE_TABLE

```

```

OBJECT                    = MASS_SPECTRUM_TABLE
  NAME                    = MASS_SPECTRUM
  INTERCHANGE_FORMAT      = ASCII
  ROWS                    = 131072
  COLUMNS                = 3
  ROW_BYTES               = 30
  ^STRUCTURE              = "COSIMA_SPECTRUM_DATA.FMT"
  DESCRIPTION             = "COSIMA TIME OF FLIGHT MASS SPECTRUM"
END_OBJECT                = MASS_SPECTRUM_TABLE

```

```

END
  1598.57, 3054.75, 52.7
  0,      -1,  -3.65164
  1,      -1,  -3.64925
  2,      -1,  -3.64686
  3,      -1,  -3.64447
  4,      -1,  -3.64209
  5,      -1,  -3.63970
  6,      -1,  -3.63731
  7,      -1,  -3.63493
  8,      -1,  -3.63254
etc , , ,

```

COSIMA_SPECTRUM_PEAK_SCALE.FMT

```

OBJECT                    = COLUMN
  COLUMN_NUMBER           = 1
  NAME                    = SCALE_A
  DATA_TYPE              = ASCII_REAL
  START_BYTE              = 1
  BYTES                   = 10
  FORMAT                  = "F10.2"
  DESCRIPTION             = "FACTOR A FROM THE TIME TO MASS FUNCTION
  T = A * SQRT(M) + B"
END_OBJECT                = COLUMN

```

```

OBJECT                = COLUMN
  COLUMN_NUMBER       = 2
  NAME                = SCALE_B
  DATA_TYPE          = ASCII_REAL
  START_BYTE          = 12
  BYTES               = 10
  FORMAT              = "F10.2"
  DESCRIPTION         = "FACTOR B FROM THE TIME TO MASS FUNCTION
                        T = A * SQRT(M) + B"
END_OBJECT            = COLUMN
OBJECT                = COLUMN
  COLUMN_NUMBER       = 3
  NAME                = SCALE_CONFIDENCE
  DATA_TYPE          = ASCII_REAL
  START_BYTE          = 23
  BYTES               = 5
  FORMAT              = "F5.1"
  DESCRIPTION         = "MASS SCALE CONFIDENCE LEVEL IN PROCENTS"
END_OBJECT            = COLUMN

```

COSIMA_SPECTRUM_DATA.FMT

```

OBJECT                = COLUMN
  COLUMN_NUMBER       = 1
  NAME                = TIME_INDEX
  DATA_TYPE          = ASCII_INTEGER
  START_BYTE          = 1
  BYTES               = 6
  FORMAT              = "I6"
  DESCRIPTION         = "TIME OF FLIGHT TIME STEP INDEX.
                        TIME STEP IS 0.000000001953125 SECONDS"
END_OBJECT            = COLUMN

OBJECT                = COLUMN
  COLUMN_NUMBER       = 2
  NAME                = MASS_COUNT
  DATA_TYPE          = ASCII_INTEGER
  START_BYTE          = 8
  BYTES               = 10
  FORMAT              = "I10"
  DESCRIPTION         = "TIME INTEGRATED MASS COUNT AT THE TIME STEP"
END_OBJECT            = COLUMN

OBJECT                = COLUMN
  COLUMN_NUMBER       = 3
  NAME                = MASS_NUMBER
  DATA_TYPE          = ASCII_REAL
  START_BYTE          = 19
  BYTES               = 10
  FORMAT              = "F10.5"
  DESCRIPTION         = "CALIBRATED MASS NUMBER AT THE TIME STEP"
END_OBJECT            = COLUMN

```

4.3.2 Peak list product

4.3.2.1 General Description

COSIMA peak list has the following elements:

- Instrument onboard calculated mass scale.
- Peak list for organic and inorganic masses

4.3.2.2 Label example

```

PDS_VERSION_ID       = PDS3
PDS_VERSION_ID       = PDS3
LABEL_REVISION_NOTE  = "V1.3"

/* FILE FORMAT */
RECORD_TYPE          = FIXED_LENGTH

```

```

RECORD_BYTES           = 29
FILE_RECORDS          = 449
LABEL_RECORDS         = 118
/* POINTERS TO DATA OBJECTS */
^SCALE_TABLE          = 119
^PEAK_TABLE           = 120

/* GENERAL DATA DESCRIPTION PARAMETERS */
FILE_NAME              = "CS_1D1_20150411T140541_PK_P.TAB"
DATA_SET_ID            = "RO-C-COSIMA-3-V3.0"
DATA_SET_NAME          = "ROSETTA-ORBITER 67P COSIMA 3 V3.0"
PRODUCT_ID             = "CS_1D1_20150411T140541_PK_P"
PRODUCT_CREATION_TIME  = 2015-12-24T00:57:29
PRODUCT_TYPE           = "REFDR"
PROCESSING_LEVEL_ID    = "3"
MISSION_ID             = "ROSETTA"
MISSION_NAME           = "INTERNATIONAL ROSETTA MISSION"
MISSION_PHASE_NAME     = "COMET ESCORT 2"
INSTRUMENT_HOST_ID    = "RO"
INSTRUMENT_HOST_NAME   = "ROSETTA-ORBITER"
INSTRUMENT_ID          = "COSIMA"
INSTRUMENT_NAME        = "COMETARY SECONDARY ION MASS ANALYZER"
INSTRUMENT_TYPE        = "MASS SPECTROMETER"
INSTRUMENT_MODE_ID     = "SPECTRUM"
INSTRUMENT_MODE_DESC   = "TIME OF FLIGHT MASS SPECTRUM MEASUREMENT"
TARGET_NAME            = "67P/CHURYUMOV-GERASIMENKO 1 (1969 R1)"
TARGET_TYPE            = "COMET"
START_TIME             = 2015-04-11T14:05:41
STOP_TIME              = 2015-04-11T14:06:21
SPACECRAFT_CLOCK_START_COUNT = "1/0387381865.40265"
SPACECRAFT_CLOCK_STOP_COUNT   = "1/0387381905.40264"
SC_SUN_POSITION_VECTOR    = "N/A"
SC_TARGET_POSITION_VECTOR = "N/A"
SC_TARGET_VELOCITY_VECTOR = "N/A"
SPACECRAFT_ALTITUDE       = "N/A"
SUB_SPACECRAFT_LATITUDE  = "N/A"
SUB_SPACECRAFT_LONGITUDE = "N/A"
PRODUCER_ID              = "FMI"
PRODUCER_FULL_NAME       = "JOHAN SILEN"
PRODUCER_INSTITUTION_NAME = "FINNISH METEOROLOGICAL INSTITUTE"
DATA_QUALITY_ID          = "-1"
DATA_QUALITY_DESC        = "-1 = not checked"
ROSETTA:PIPELINE_VERSION_ID = "version 2.4"
ROSETTA: COSIMA_SUBSTRATE_ID = "1D1"
ROSETTA: COSIMA_SUBSTRATE_DESC = "Silver, blank"
ROSETTA: COSIMA_SUBSTRATE_X = 5000
ROSETTA: COSIMA_SUBSTRATE_Y = 5000
ROSETTA: COSIMA_SUBSTRATE_Z = 0
ROSETTA: COSIMA_SPECTRUM_POL = "POSITIVE"
ROSETTA: COSIMA_SPECTRUM_SHOTS = 50061

OBJECT                  = SCALE_TABLE
  NAME                  = SCALE
  INTERCHANGE_FORMAT    = ASCII
  ROWS                  = 1
  COLUMNS              = 3
  ROW_BYTES             = 29
  ^STRUCTURE            = "COSIMA_SPECTRUM_PEAK_SCALE.FMT"
  DESCRIPTION           = "COSIMA PEAK LIST MASS SCALE"
END_OBJECT              = SCALE_TABLE

OBJECT                  = PEAK_TABLE
  NAME                  = PEAK_LIST
  INTERCHANGE_FORMAT    = ASCII
  ROWS                  = 330
  COLUMNS              = 3
  ROW_BYTES             = 29
  ^STRUCTURE            = "COSIMA_SPECTRUM_PEAKS.FMT"
  DESCRIPTION           = "COSIMA SPECTRUM PEAK LIST"
END_OBJECT              = PEAK_TABLE

END
  1586.81,   3014.42,  65.6
    1,       21,      152
    2,       0,       7

```

3, 2, 2
4, 1, 1
etc ...

COSIMA_SPECTRUM_PEAK_SCALE.FMT

```
OBJECT = COLUMN
COLUMN_NUMBER = 1
NAME = SCALE_A
DATA_TYPE = ASCII_REAL
START_BYTE = 1
BYTES = 10
FORMAT = "F10.2"
DESCRIPTION = "FACTOR A FROM THE TIME TO MASS FUNCTION
              T = A * SQRT(M) + B"
END_OBJECT = COLUMN
OBJECT = COLUMN
COLUMN_NUMBER = 2
NAME = SCALE_B
DATA_TYPE = ASCII_REAL
START_BYTE = 12
BYTES = 10
FORMAT = "F10.2"
DESCRIPTION = "FACTOR B FROM THE TIME TO MASS FUNCTION
              T = A * SQRT(M) + B"
END_OBJECT = COLUMN
OBJECT = COLUMN
COLUMN_NUMBER = 3
NAME = SCALE_CONFIDENCE
DATA_TYPE = ASCII_REAL
START_BYTE = 23
BYTES = 5
FORMAT = "F5.1"
DESCRIPTION = "MASS SCALE CONFIDENCE LEVEL IN PROCENTS"
END_OBJECT = COLUMN
```

COSIMA_SPECTRUM_PEAKE.FMT

```
OBJECT = COLUMN
COLUMN_NUMBER = 1
NAME = MASS_INDEX
DATA_TYPE = ASCII_INTEGER
START_BYTE = 1
BYTES = 5
FORMAT = "I5"
DESCRIPTION = "INTEGER MASS. IF HIGHER THAN 300, THEN THE
              INTERVAL FROM PREVIOUS VALUE TO CURRENT
              VALUE"
END_OBJECT = COLUMN
OBJECT = COLUMN
COLUMN_NUMBER = 2
NAME = INORGANIC_COUNT
DATA_TYPE = ASCII_INTEGER
START_BYTE = 7
BYTES = 10
FORMAT = "I10"
DESCRIPTION = "INORGANIC PEAK HEIGHT COUNT. IF MASS INDEX
              IS HIGHER THAN 300, THEN THE SUM OF
              ORGANIC AND INORGANIC COUNTS FOR THE
              INTERVAL FROM PREVIOUS INDEX"
END_OBJECT = COLUMN
OBJECT = COLUMN
COLUMN_NUMBER = 3
NAME = ORGANIC_COUNT
DATA_TYPE = ASCII_INTEGER
START_BYTE = 18
BYTES = 10
FORMAT = "I10"
DESCRIPTION = "ORGANIC PEAK HEIGHT COUNT. IF MASS INDEX
              IS HIGHER THAN 300, THEN THE SUM OF
              INORGANIC AND ORGANIC COUNTS FOR THE
              INTERVAL FROM PREVIOUS INDEX"
END_OBJECT = COLUMN
```

4.3.3 Time-of-flight spectrum housekeeping data product

4.3.3.1 General description

With each measured time-of-flight spectrum or peak list, housekeeping data is associated. The housekeeping product has the following elements:

- Voltages, currents and temperatures of the instrument during spectrum measurement
- TDC unit timing parameters
- TDC unit calibration results

Detailed contents of the elements are described in the label example below.

4.3.3.2 Label example

```
PDS_VERSION_ID           = PDS3
LABEL_REVISION_NOTE      = "V1.1"

/* FILE FORMAT */
RECORD_TYPE              = FIXED_LENGTH
RECORD_BYTES             = 897
FILE_RECORDS             = 11
LABEL_RECORDS           = 5
/* POINTER TO DATA OBJECT */
^HK_TABLE                = 6
^TDC_TIMING_TABLE        = 7
^TDC_CALIBRATION_TABLE   = 8

/* GENERAL DATA DESCRIPTION PARAMETERS */
FILE_NAME                = "CS_2D8_20070927T182348_S_HK.TAB"
DATA_SET_ID              = "RO-CAL-COSIMA-3-V2.0"
DATA_SET_NAME            = "ROSETTA-ORBITER CAL COSIMA 3 V2.0"
PRODUCT_ID              = "CS_2D8_20070927T182348_S_HK"
PRODUCT_CREATION_TIME    = 2008-11-12T09:15:38
PRODUCT_TYPE             = "ANCDR"
PROCESSING_LEVEL_ID     = "6"
MISSION_ID              = "ROSETTA"
MISSION_NAME             = "INTERNATIONAL ROSETTA MISSION"
MISSION_PHASE_NAME      = "EARTH SWING-BY 2"
INSTRUMENT_HOST_ID     = "RO"
INSTRUMENT_HOST_NAME    = "ROSETTA-ORBITER"
INSTRUMENT_ID           = "COSIMA"
INSTRUMENT_NAME         = "COMETARY SECONDARY ION MASS ANALYZER"
INSTRUMENT_TYPE         = "MASS SPECTROMETER"
INSTRUMENT_MODE_ID     = "SPECTRUM"
INSTRUMENT_MODE_DESC    = "TIME OF FLIGHT MASS SPECTRUM MEASUREMENT"
TARGET_NAME             = "CALIBRATION"
TARGET_TYPE             = "CALIBRATION"
START_TIME              = 2007-09-27T18:23:48
STOP_TIME               = 2007-09-27T18:33:53
SPACECRAFT_CLOCK_START_COUNT = "1/0149538196.41251"
SPACECRAFT_CLOCK_STOP_COUNT = "1/0149538801.41245"
SC_SUN_POSITION_VECTOR  = "N/A"
SC_TARGET_POSITION_VECTOR = "N/A"
SC_TARGET_VELOCITY_VECTOR = "N/A"
SPACECRAFT_ALTITUDE     = "N/A"
SUB_SPACECRAFT_LATITUDE = "N/A"
SUB_SPACECRAFT_LONGITUDE = "N/A"
PRODUCER_ID            = "FMI"
PRODUCER_FULL_NAME     = "JOHAN SILEN"
PRODUCER_INSTITUTION_NAME = "FINNISH METEOROLOGICAL INSTITUTE"
DATA_QUALITY_ID        = -1
DATA_QUALITY_DESC      = "-1 = not checked"
ROSETTA: COSIMA_SUBSTRATE_ID = "2D8"
ROSETTA: COSIMA_SUBSTRATE_DESC = "Silver, blank"
ROSETTA: COSIMA_SUBSTRATE_X = 5000
ROSETTA: COSIMA_SUBSTRATE_Y = 5000
ROSETTA: COSIMA_SPECTRUM_POL = "POSITIVE"
ROSETTA: COSIMA_SPECTRUM_SHOTS = 795091

OBJECT                  = HK_TABLE
NAME                   = HOUSEKEEPING
```

```

INTERCHANGE_FORMAT      = ASCII
ROWS                    = 1
COLUMNS                = 112
ROW_BYTES               = 897
^STRUCTURE              = "COSIMA_SPECTRUM_HK.FMT"
DESCRIPTION              = "COSIMA_SPECTRUM HOUSEKEEPING INFORMATION,
                           INCLUDING VOLTAGES, CURRENTS AND
                           TEMPERATUES"
END_OBJECT              = HK_TABLE

OBJECT                  = TDC_TIMING_TABLE
NAME                    = TDC_TIMING
INTERCHANGE_FORMAT      = ASCII
ROWS                    = 1
COLUMNS                = 7
ROW_BYTES               = 897
^STRUCTURE              = "COSIMA_SPECTRUM_TDC_TIMING.FMT"
DESCRIPTION              = "TIME TO DIGITAL UNIT TIMING PARAMETERS"
END_OBJECT              = TDC_TIMING_TABLE

OBJECT                  = TDC_CALIBRATION_TABLE
NAME                    = TDC_CALIBRATION
INTERCHANGE_FORMAT      = ASCII
ROWS                    = 4
COLUMNS                = 5
ROW_BYTES               = 897
^STRUCTURE              = "COSIMA_SPECTRUM_TDC_CALIB.FMT"
DESCRIPTION              = "TIME TO DIGITAL UNIT CALIBRATION RESULTS"
END_OBJECT              = TDC_CALIBRATION_TABLE

END

```

COSIMA_SPECTRUM_HK.FMT:

```

OBJECT                  = COLUMN
COLUMN_NUMBER          = 1
NAME                   = "T_REF_MIN"
DATA_TYPE              = ASCII_REAL
START_BYTE             = 1
BYTES                  = 7
UNIT                   = "DEGREE CELSIUS"
MISSING_CONSTANT       = 999.9
FORMAT                 = "F7.1"
DESCRIPTION            = "T_REF TEMPERATURE MINIMUM AT REFERENCE POINT"
END_OBJECT             = COLUMN

OBJECT                  = COLUMN
COLUMN_NUMBER          = 2
NAME                   = "T_REF_MEAN"
DATA_TYPE              = ASCII_REAL
START_BYTE             = 9
BYTES                  = 7
UNIT                   = "DEGREE CELSIUS"
MISSING_CONSTANT       = 999.9
FORMAT                 = "F7.1"
DESCRIPTION            = "T_REF TEMPERATURE MEAN AT REFERENCE POINT"
END_OBJECT             = COLUMN

OBJECT                  = COLUMN
COLUMN_NUMBER          = 3
NAME                   = "T_REF_MAX"
DATA_TYPE              = ASCII_REAL
START_BYTE             = 17
BYTES                  = 7
UNIT                   = "DEGREE CELSIUS"
MISSING_CONSTANT       = 999.9
FORMAT                 = "F7.1"
DESCRIPTION            = "T_REF TEMPERATURE MAXIMUM AT REFERENCE POINT"
END_OBJECT             = COLUMN

OBJECT                  = COLUMN
COLUMN_NUMBER          = 4
NAME                   = "T_REF_STD"
DATA_TYPE              = ASCII_REAL

```



```

START_BYTE      = 25
BYTES          = 7
UNIT           = "DEGREE CELSIUS"
MISSING_CONSTANT = 999.9
FORMAT        = "F7.1"
DESCRIPTION    = "T_REF TEMPERATURE STANDARD DEVIATION AT
                  REFERENCE POINT"
END_OBJECT     = COLUMN

OBJECT         = COLUMN
COLUMN_NUMBER = 5
NAME          = "T_TDC_MIN"
DATA_TYPE     = ASCII_REAL
START_BYTE    = 33
BYTES        = 7
UNIT         = "DEGREE CELSIUS"
MISSING_CONSTANT = 999.9
FORMAT      = "F7.1"
DESCRIPTION = "T_TDC TIME TO DIGITAL UNIT DELAY LINE TEMPERATURE
                  MINIMUM"
END_OBJECT   = COLUMN

OBJECT         = COLUMN
COLUMN_NUMBER = 6
NAME          = "T_TDC_MEAN"
DATA_TYPE     = ASCII_REAL
START_BYTE    = 41
BYTES        = 7
UNIT         = "DEGREE CELSIUS"
MISSING_CONSTANT = 999.9
FORMAT      = "F7.1"
DESCRIPTION = "T_TDC TIME TO DIGITAL UNIT DELAY LINE TEMPERATURE
                  MEAN"
END_OBJECT    = COLUMN

OBJECT         = COLUMN
COLUMN_NUMBER = 7
NAME          = "T_TDC_MAX"
DATA_TYPE     = ASCII_REAL
START_BYTE    = 49
BYTES        = 7
UNIT         = "DEGREE CELSIUS"
MISSING_CONSTANT = 999.9
FORMAT      = "F7.1"
DESCRIPTION = "T_TDC TIME TO DIGITAL UNIT DELAY LINE TEMPERATURE
                  MAXIMUM"
END_OBJECT    = COLUMN

OBJECT         = COLUMN
COLUMN_NUMBER = 8
NAME          = "T_TDC_STD"
DATA_TYPE     = ASCII_REAL
START_BYTE    = 57
BYTES        = 7
UNIT         = "DEGREE CELSIUS"
MISSING_CONSTANT = 999.9
FORMAT      = "F7.1"
DESCRIPTION = "T_TDC TIME TO DIGITAL UNIT DELAY LINE TEMPERATURE
                  STANDARD DEVIATION"
END_OBJECT    = COLUMN

OBJECT         = COLUMN
COLUMN_NUMBER = 9
NAME          = "T_PIBS_MIN"
DATA_TYPE     = ASCII_REAL
START_BYTE    = 65
BYTES        = 7
UNIT         = "DEGREE CELSIUS"
MISSING_CONSTANT = 999.9
FORMAT      = "F7.1"
DESCRIPTION = "T_PIBS PRIMARY ION BEAM SYSTEM TEMPERATURE MINIMUM"
END_OBJECT    = COLUMN

OBJECT         = COLUMN
COLUMN_NUMBER = 10

```

```

NAME                = "T_PIBS_MEAN"
DATA_TYPE           = ASCII_REAL
START_BYTE          = 73
BYTES               = 7
UNIT                = "DEGREE CELSIUS"
MISSING_CONSTANT    = 999.9
FORMAT              = "F7.1"
DESCRIPTION         = "T_PIBS PRIMARY ION BEAM SYSTEM TEMPERATURE MEAN"
END_OBJECT          = COLUMN

OBJECT              = COLUMN
COLUMN_NUMBER       = 11
NAME                = "T_PIBS_MAX"
DATA_TYPE           = ASCII_REAL
START_BYTE          = 81
BYTES               = 7
UNIT                = "DEGREE CELSIUS"
MISSING_CONSTANT    = 999.9
FORMAT              = "F7.1"
DESCRIPTION         = "T_PIBS PRIMARY ION BEAM SYSTEM TEMPERATURE MAXIMUM"
END_OBJECT          = COLUMN

OBJECT              = COLUMN
COLUMN_NUMBER       = 12
NAME                = "T_PIBS_STD"
DATA_TYPE           = ASCII_REAL
START_BYTE          = 89
BYTES               = 7
UNIT                = "DEGREE CELSIUS"
MISSING_CONSTANT    = 999.9
FORMAT              = "F7.1"
DESCRIPTION         = "T_PIBS PRIMARY ION BEAM SYSTEM TEMPERATURE STANDARD
                    DEVIATION"
END_OBJECT          = COLUMN

OBJECT              = COLUMN
COLUMN_NUMBER       = 13
NAME                = "T_LVC_MIN"
DATA_TYPE           = ASCII_REAL
START_BYTE          = 97
BYTES               = 7
UNIT                = "DEGREE CELSIUS"
MISSING_CONSTANT    = 999.9
FORMAT              = "F7.1"
DESCRIPTION         = "T_LVC LOW VOLTAGE CONVERTER TEMPERATURE MINIMUM"
END_OBJECT          = COLUMN

OBJECT              = COLUMN
COLUMN_NUMBER       = 14
NAME                = "T_LVC_MEAN"
DATA_TYPE           = ASCII_REAL
START_BYTE          = 105
BYTES               = 7
UNIT                = "DEGREE CELSIUS"
MISSING_CONSTANT    = 999.9
FORMAT              = "F7.1"
DESCRIPTION         = "T_LVC LOW VOLTAGE CONVERTER TEMPERATURE MEAN"
END_OBJECT          = COLUMN

OBJECT              = COLUMN
COLUMN_NUMBER       = 15
NAME                = "T_LVC_MAX"
DATA_TYPE           = ASCII_REAL
START_BYTE          = 113
BYTES               = 7
UNIT                = "DEGREE CELSIUS"
MISSING_CONSTANT    = 999.9
FORMAT              = "F7.1"
DESCRIPTION         = "T_LVC LOW VOLTAGE CONVERTER TEMPERATURE MAXIMUM"
END_OBJECT          = COLUMN

OBJECT              = COLUMN
COLUMN_NUMBER       = 16
NAME                = "T_LVC_STD"
DATA_TYPE           = ASCII_REAL

```

```

START_BYTE      = 121
BYTES           = 7
UNIT           = "DEGREE CELSIUS"
MISSING_CONSTANT = 999.9
FORMAT         = "F7.1"
DESCRIPTION    = "T_LVC LOW VOLTAGE CONVERTER TEMPERATURE STANDARD
                DEVIATION"
END_OBJECT     = COLUMN

OBJECT         = COLUMN
COLUMN_NUMBER = 17
NAME          = "T_CPU_MIN"
DATA_TYPE     = ASCII_REAL
START_BYTE    = 129
BYTES         = 7
UNIT         = "DEGREE CELSIUS"
MISSING_CONSTANT = 999.9
FORMAT       = "F7.1"
DESCRIPTION  = "T_CPU PROCESSOR TEMPERATURE MINIMUM"
END_OBJECT  = COLUMN

OBJECT         = COLUMN
COLUMN_NUMBER = 18
NAME          = "T_CPU_MEAN"
DATA_TYPE     = ASCII_REAL
START_BYTE    = 137
BYTES         = 7
UNIT         = "DEGREE CELSIUS"
MISSING_CONSTANT = 999.9
FORMAT       = "F7.1"
DESCRIPTION  = "T_CPU PROCESSOR TEMPERATURE MEAN"
END_OBJECT  = COLUMN

OBJECT         = COLUMN
COLUMN_NUMBER = 19
NAME          = "T_CPU_MAX"
DATA_TYPE     = ASCII_REAL
START_BYTE    = 145
BYTES         = 7
UNIT         = "DEGREE CELSIUS"
MISSING_CONSTANT = 999.9
FORMAT       = "F7.1"
DESCRIPTION  = "T_CPU PROCESSOR TEMPERATURE MAXIMUM"
END_OBJECT  = COLUMN

OBJECT         = COLUMN
COLUMN_NUMBER = 20
NAME          = "T_CPU_STD"
DATA_TYPE     = ASCII_REAL
START_BYTE    = 153
BYTES         = 7
UNIT         = "DEGREE CELSIUS"
MISSING_CONSTANT = 999.9
FORMAT       = "F7.1"
DESCRIPTION  = "T_CPU PROCESSOR TEMPERATURE STANDARD DEVIATION"
END_OBJECT  = COLUMN

OBJECT         = COLUMN
COLUMN_NUMBER = 21
NAME          = "T_HVC_MIN"
DATA_TYPE     = ASCII_REAL
START_BYTE    = 161
BYTES         = 7
UNIT         = "DEGREE CELSIUS"
MISSING_CONSTANT = 999.9
FORMAT       = "F7.1"
DESCRIPTION  = "T_HVC MOTHERBOARD TEMPERATURE MINIMUM"
END_OBJECT  = COLUMN

OBJECT         = COLUMN
COLUMN_NUMBER = 22
NAME          = "T_HVC_MEAN"
DATA_TYPE     = ASCII_REAL
START_BYTE    = 169
BYTES         = 7

```

```

UNIT = "DEGREE CELSIUS"
MISSING_CONSTANT = 999.9
FORMAT = "F7.1"
DESCRIPTION = "T_HVC MOTHERBOARD TEMPERATURE MEAN"
END_OBJECT = COLUMN

OBJECT = COLUMN
COLUMN_NUMBER = 23
NAME = "T_HVC_MAX"
DATA_TYPE = ASCII_REAL
START_BYTE = 177
BYTES = 7
UNIT = "DEGREE CELSIUS"
MISSING_CONSTANT = 999.9
FORMAT = "F7.1"
DESCRIPTION = "T_HVC MOTHERBOARD TEMPERATURE MAXIMUM"
END_OBJECT = COLUMN

OBJECT = COLUMN
COLUMN_NUMBER = 24
NAME = "T_HVC_STD"
DATA_TYPE = ASCII_REAL
START_BYTE = 185
BYTES = 7
UNIT = "DEGREE CELSIUS"
MISSING_CONSTANT = 999.9
FORMAT = "F7.1"
DESCRIPTION = "T_HVC MOTHERBOARD TEMPERATURE STANDARD DEVIATION"
END_OBJECT = COLUMN

OBJECT = COLUMN
COLUMN_NUMBER = 25
NAME = "V_EL1_MIN"
DATA_TYPE = ASCII_REAL
START_BYTE = 193
BYTES = 7
UNIT = "VOLT"
MISSING_CONSTANT = 99999.9
FORMAT = "F7.1"
DESCRIPTION = "V_EL1 EXTRACTION LENS 1 VOLTAGE MINIMUM,
IN THE TIME-OF-FLIGHT SECTION"
END_OBJECT = COLUMN

OBJECT = COLUMN
COLUMN_NUMBER = 26
NAME = "V_EL1_MEAN"
DATA_TYPE = ASCII_REAL
START_BYTE = 201
BYTES = 7
UNIT = "VOLT"
MISSING_CONSTANT = 99999.9
FORMAT = "F7.1"
DESCRIPTION = "V_EL1 EXTRACTION LENS 1 VOLTAGE MEAN,
IN THE TIME-OF-FLIGHT SECTION"
END_OBJECT = COLUMN

OBJECT = COLUMN
COLUMN_NUMBER = 27
NAME = "V_EL1_MAX"
DATA_TYPE = ASCII_REAL
START_BYTE = 209
BYTES = 7
UNIT = "VOLT"
MISSING_CONSTANT = 99999.9
FORMAT = "F7.1"
DESCRIPTION = "V_EL1 EXTRACTION LENS 1 VOLTAGE MAXIMUM,
IN THE TIME-OF-FLIGHT SECTION"
END_OBJECT = COLUMN

OBJECT = COLUMN
COLUMN_NUMBER = 28
NAME = "V_EL1_STD"
DATA_TYPE = ASCII_REAL
START_BYTE = 217
BYTES = 7

```

```

UNIT = "VOLT"
MISSING_CONSTANT = 99999.9
FORMAT = "F7.1"
DESCRIPTION = "V_EL1 EXTRACTION LENS 1 VOLTAGE STANDARD DEVIATION,
              IN THE TIME-OF-FLIGHT SECTION"
END_OBJECT = COLUMN

OBJECT = COLUMN
COLUMN_NUMBER = 29
NAME = "V_TOF1_MIN"
DATA_TYPE = ASCII_REAL
START_BYTE = 225
BYTES = 7
UNIT = "VOLT"
MISSING_CONSTANT = 99999.9
FORMAT = "F7.1"
DESCRIPTION = "V_TOF1 HIGH VOLTAGE CONVERTER 1 VOLTAGE MINIMUM,
              IN THE TIME-OF-FLIGHT SECTION"
END_OBJECT = COLUMN

OBJECT = COLUMN
COLUMN_NUMBER = 30
NAME = "V_TOF1_MEAN"
DATA_TYPE = ASCII_REAL
START_BYTE = 233
BYTES = 7
UNIT = "VOLT"
MISSING_CONSTANT = 99999.9
FORMAT = "F7.1"
DESCRIPTION = "V_TOF1 HIGH VOLTAGE CONVERTER 1 VOLTAGE MEAN,
              IN THE TIME-OF-FLIGHT SECTION"
END_OBJECT = COLUMN

OBJECT = COLUMN
COLUMN_NUMBER = 31
NAME = "V_TOF1_MAX"
DATA_TYPE = ASCII_REAL
START_BYTE = 241
BYTES = 7
UNIT = "VOLT"
MISSING_CONSTANT = 99999.9
FORMAT = "F7.1"
DESCRIPTION = "V_TOF1 HIGH VOLTAGE CONVERTER 1 VOLTAGE MAXIMUM,
              IN THE TIME-OF-FLIGHT SECTION"
END_OBJECT = COLUMN

OBJECT = COLUMN
COLUMN_NUMBER = 32
NAME = "V_TOF1_STD"
DATA_TYPE = ASCII_REAL
START_BYTE = 249
BYTES = 7
UNIT = "VOLT"
MISSING_CONSTANT = 99999.9
FORMAT = "F7.1"
DESCRIPTION = "V_TOF1 HIGH VOLTAGE CONVERTER 1 VOLTAGE STANDARD
              DEVIATION, IN THE TIME-OF-FLIGHT SECTION"
END_OBJECT = COLUMN

OBJECT = COLUMN
COLUMN_NUMBER = 33
NAME = "V_TOF2_MIN"
DATA_TYPE = ASCII_REAL
START_BYTE = 257
BYTES = 7
UNIT = "VOLT"
MISSING_CONSTANT = 99999.9
FORMAT = "F7.1"
DESCRIPTION = "V_TOF2 HIGH VOLTAGE CONVERTER 2 VOLTAGE MINIMUM,
              IN THE TIME-OF-FLIGHT SECTION"
END_OBJECT = COLUMN

OBJECT = COLUMN
COLUMN_NUMBER = 34
NAME = "V_TOF2_MEAN"

```

```

DATA_TYPE           = ASCII_REAL
START_BYTE         = 265
BYTES              = 7
UNIT               = "VOLT"
MISSING_CONSTANT   = 99999.9
FORMAT             = "F7.1"
DESCRIPTION        = "V_TOF2 HIGH VOLTAGE CONVERTER 2 VOLTAGE MEAN,
                    IN THE TIME-OF-FLIGHT SECTION"
END_OBJECT         = COLUMN

OBJECT              = COLUMN
COLUMN_NUMBER      = 35
NAME               = "V_TOF2_MAX"
DATA_TYPE          = ASCII_REAL
START_BYTE         = 273
BYTES              = 7
UNIT               = "VOLT"
MISSING_CONSTANT   = 99999.9
FORMAT             = "F7.1"
DESCRIPTION        = "V_TOF2 HIGH VOLTAGE CONVERTER 2 VOLTAGE MAXIMUM,
                    IN THE TIME-OF-FLIGHT SECTION"
END_OBJECT         = COLUMN

OBJECT              = COLUMN
COLUMN_NUMBER      = 36
NAME               = "V_TOF2_STD"
DATA_TYPE          = ASCII_REAL
START_BYTE         = 281
BYTES              = 7
UNIT               = "VOLT"
MISSING_CONSTANT   = 99999.9
FORMAT             = "F7.1"
DESCRIPTION        = "V_TOF2 HIGH VOLTAGE CONVERTER 2 VOLTAGE STANDARD
                    DEVIATION, IN THE TIME-OF-FLIGHT SECTION"
END_OBJECT         = COLUMN

OBJECT              = COLUMN
COLUMN_NUMBER      = 37
NAME               = "V_DT_MIN"
DATA_TYPE          = ASCII_REAL
START_BYTE         = 289
BYTES              = 7
UNIT               = "VOLT"
MISSING_CONSTANT   = 99999.9
FORMAT             = "F7.1"
DESCRIPTION        = "V_DT DRIFT TUBE VOLTAGE MINIMUM,
                    IN THE TIME-OF-FLIGHT SECTION"
END_OBJECT         = COLUMN

OBJECT              = COLUMN
COLUMN_NUMBER      = 38
NAME               = "V_DT_MEAN"
DATA_TYPE          = ASCII_REAL
START_BYTE         = 297
BYTES              = 7
UNIT               = "VOLT"
MISSING_CONSTANT   = 99999.9
FORMAT             = "F7.1"
DESCRIPTION        = "V_DT DRIFT TUBE VOLTAGE MEAN,
                    IN THE TIME-OF-FLIGHT SECTION"
END_OBJECT         = COLUMN

OBJECT              = COLUMN
COLUMN_NUMBER      = 39
NAME               = "V_DT_MAX"
DATA_TYPE          = ASCII_REAL
START_BYTE         = 305
BYTES              = 7
UNIT               = "VOLT"
MISSING_CONSTANT   = 99999.9
FORMAT             = "F7.1"
DESCRIPTION        = "V_DT DRIFT TUBE VOLTAGE MAXIMUM,
                    IN THE TIME-OF-FLIGHT SECTION"
END_OBJECT         = COLUMN

```

```

OBJECT          = COLUMN
COLUMN_NUMBER  = 40
NAME           = "V_DT_STD"
DATA_TYPE      = ASCII_REAL
START_BYTE     = 313
BYTES         = 7
UNIT           = "VOLT"
MISSING_CONSTANT = 99999.9
FORMAT         = "F7.1"
DESCRIPTION    = "V_DT DRIFT TUBE VOLTAGE STANDARD DEVIATION,
                  IN THE TIME-OF-FLIGHT SECTION"
END_OBJECT     = COLUMN

OBJECT          = COLUMN
COLUMN_NUMBER  = 41
NAME           = "V_PA_MIN"
DATA_TYPE      = ASCII_REAL
START_BYTE     = 321
BYTES         = 7
UNIT           = "VOLT"
MISSING_CONSTANT = 99999.9
FORMAT         = "F7.1"
DESCRIPTION    = "V_PA POST-ACCELERATION VOLTAGE MINIMUM,
                  IN THE TIME-OF-FLIGHT SECTION"
END_OBJECT     = COLUMN

OBJECT          = COLUMN
COLUMN_NUMBER  = 42
NAME           = "V_PA_MEAN"
DATA_TYPE      = ASCII_REAL
START_BYTE     = 329
BYTES         = 7
UNIT           = "VOLT"
MISSING_CONSTANT = 99999.9
FORMAT         = "F7.1"
DESCRIPTION    = "V_PA POST-ACCELERATION VOLTAGE MEAN,
                  IN THE TIME-OF-FLIGHT SECTION"
END_OBJECT     = COLUMN

OBJECT          = COLUMN
COLUMN_NUMBER  = 43
NAME           = "V_PA_MAX"
DATA_TYPE      = ASCII_REAL
START_BYTE     = 337
BYTES         = 7
UNIT           = "VOLT"
MISSING_CONSTANT = 99999.9
FORMAT         = "F7.1"
DESCRIPTION    = "V_PA POST-ACCELERATION VOLTAGE MAXIMUM,
                  IN THE TIME-OF-FLIGHT SECTION"
END_OBJECT     = COLUMN

OBJECT          = COLUMN
COLUMN_NUMBER  = 44
NAME           = "V_PA_STD"
DATA_TYPE      = ASCII_REAL
START_BYTE     = 345
BYTES         = 7
UNIT           = "VOLT"
MISSING_CONSTANT = 99999.9
FORMAT         = "F7.1"
DESCRIPTION    = "V_PA POST-ACCELERATION VOLTAGE STANDARD DEVIATION,
                  IN THE TIME-OF-FLIGHT SECTION"
END_OBJECT     = COLUMN

OBJECT          = COLUMN
COLUMN_NUMBER  = 45
NAME           = "V_DET_MIN"
DATA_TYPE      = ASCII_REAL
START_BYTE     = 353
BYTES         = 7
UNIT           = "VOLT"
MISSING_CONSTANT = 99999.9
FORMAT         = "F7.1"
DESCRIPTION    = "V_DET ION DETECTOR VOLTAGE MINIMUM,

```

```

                IN THE TIME-OF-FLIGHT SECTION"
END_OBJECT      = COLUMN

OBJECT          = COLUMN
  COLUMN_NUMBER = 46
  NAME          = "V_DET_MEAN"
  DATA_TYPE   = ASCII_REAL
  START_BYTE   = 361
  BYTES        = 7
  UNIT         = "VOLT"
  MISSING_CONSTANT = 99999.9
  FORMAT       = "F7.1"
  DESCRIPTION  = "V_DET ION DETECTOR VOLTAGE MEAN,
                IN THE TIME-OF-FLIGHT SECTION"
END_OBJECT      = COLUMN

OBJECT          = COLUMN
  COLUMN_NUMBER = 47
  NAME          = "V_DET_MAX"
  DATA_TYPE   = ASCII_REAL
  START_BYTE   = 369
  BYTES        = 7
  UNIT         = "VOLT"
  MISSING_CONSTANT = 99999.9
  FORMAT       = "F7.1"
  DESCRIPTION  = "V_DET ION DETECTOR VOLTAGE MAXIMUM,
                IN THE TIME-OF-FLIGHT SECTION"
END_OBJECT      = COLUMN

OBJECT          = COLUMN
  COLUMN_NUMBER = 48
  NAME          = "V_DET_STD"
  DATA_TYPE   = ASCII_REAL
  START_BYTE   = 377
  BYTES        = 7
  UNIT         = "VOLT"
  MISSING_CONSTANT = 99999.9
  FORMAT       = "F7.1"
  DESCRIPTION  = "V_DET ION DETECTOR VOLTAGE STANDARD DEVIATION,
                IN THE TIME-OF-FLIGHT SECTION"
END_OBJECT      = COLUMN

OBJECT          = COLUMN
  COLUMN_NUMBER = 49
  NAME          = "V_DX_TOF_MIN"
  DATA_TYPE   = ASCII_REAL
  START_BYTE   = 385
  BYTES        = 7
  UNIT         = "VOLT"
  MISSING_CONSTANT = 99999.9
  FORMAT       = "F7.1"
  DESCRIPTION  = "V_DX_TOF X-DIRECTION DEFLECTION VOLTAGE MINIMUM,
                IN THE TIME-OF-FLIGHT SECTION"
END_OBJECT      = COLUMN

OBJECT          = COLUMN
  COLUMN_NUMBER = 50
  NAME          = "V_DX_TOF_MEAN"
  DATA_TYPE   = ASCII_REAL
  START_BYTE   = 393
  BYTES        = 7
  UNIT         = "VOLT"
  MISSING_CONSTANT = 99999.9
  FORMAT       = "F7.1"
  DESCRIPTION  = "V_DX_TOF X-DIRECTION DEFLECTION VOLTAGE MEAN,
                IN THE TIME-OF-FLIGHT SECTION"
END_OBJECT      = COLUMN

OBJECT          = COLUMN
  COLUMN_NUMBER = 51
  NAME          = "V_DX_TOF_MAX"
  DATA_TYPE   = ASCII_REAL
  START_BYTE   = 401
  BYTES        = 7
  UNIT         = "VOLT"

```



```

MISSING_CONSTANT      = 99999.9
FORMAT                = "F7.1"
DESCRIPTION           = "V_DX_TOF X-DIRECTION DEFLECTION VOLTAGE MAXIMUM,
                        IN THE TIME-OF-FLIGHT SECTION"
END_OBJECT            = COLUMN

OBJECT                = COLUMN
COLUMN_NUMBER         = 52
NAME                  = "V_DX_TOF_STD"
DATA_TYPE             = ASCII_REAL
START_BYTE            = 409
BYTES                 = 7
UNIT                  = "VOLT"
MISSING_CONSTANT      = 99999.9
FORMAT                = "F7.1"
DESCRIPTION           = "V_DX_TOF X-DIRECTION DEFLECTION VOLTAGE STANDARD
                        DEVIATION, IN THE TIME-OF-FLIGHT SECTION"
END_OBJECT            = COLUMN

OBJECT                = COLUMN
COLUMN_NUMBER         = 53
NAME                  = "V_DY_TOF_MIN"
DATA_TYPE             = ASCII_REAL
START_BYTE            = 417
BYTES                 = 7
UNIT                  = "VOLT"
MISSING_CONSTANT      = 99999.9
FORMAT                = "F7.1"
DESCRIPTION           = "V_DY_TOF Y-DIRECTION DEFLECTION VOLTAGE MINIMUM,
                        IN THE TIME-OF-FLIGHT SECTION"
END_OBJECT            = COLUMN

OBJECT                = COLUMN
COLUMN_NUMBER         = 54
NAME                  = "V_DY_TOF_MEAN"
DATA_TYPE             = ASCII_REAL
START_BYTE            = 425
BYTES                 = 7
UNIT                  = "VOLT"
MISSING_CONSTANT      = 99999.9
FORMAT                = "F7.1"
DESCRIPTION           = "V_DY_TOF Y-DIRECTION DEFLECTION VOLTAGE MEAN,
                        IN THE TIME-OF-FLIGHT SECTION"
END_OBJECT            = COLUMN

OBJECT                = COLUMN
COLUMN_NUMBER         = 55
NAME                  = "V_DY_TOF_MAX"
DATA_TYPE             = ASCII_REAL
START_BYTE            = 433
BYTES                 = 7
UNIT                  = "VOLT"
MISSING_CONSTANT      = 99999.9
FORMAT                = "F7.1"
DESCRIPTION           = "V_DY_TOF Y-DIRECTION DEFLECTION VOLTAGE MAXIMUM,
                        IN THE TIME-OF-FLIGHT SECTION"
END_OBJECT            = COLUMN

OBJECT                = COLUMN
COLUMN_NUMBER         = 56
NAME                  = "V_DY_TOF_STD"
DATA_TYPE             = ASCII_REAL
START_BYTE            = 441
BYTES                 = 7
UNIT                  = "VOLT"
MISSING_CONSTANT      = 99999.9
FORMAT                = "F7.1"
DESCRIPTION           = "V_DY_TOF Y-DIRECTION DEFLECTION VOLTAGE STANDARD
                        DEVIATION, IN THE TIME-OF-FLIGHT SECTION"
END_OBJECT            = COLUMN

OBJECT                = COLUMN
COLUMN_NUMBER         = 57
NAME                  = "V_L1_MIN"
DATA_TYPE             = ASCII_REAL

```

```

START_BYTE      = 449
BYTES           = 7
UNIT            = "VOLT"
MISSING_CONSTANT = 99999.9
FORMAT          = "F7.1"
DESCRIPTION     = "V_L1 LENS 1 VOLTAGE MINIMUM,
                  IN THE PRIMARY ION BEAM SYSTEM"
END_OBJECT     = COLUMN

OBJECT          = COLUMN
COLUMN_NUMBER  = 58
NAME           = "V_L1_MEAN"
DATA_TYPE      = ASCII_REAL
START_BYTE     = 457
BYTES         = 7
UNIT           = "VOLT"
MISSING_CONSTANT = 99999.9
FORMAT         = "F7.1"
DESCRIPTION    = "V_L1 LENS 1 VOLTAGE MEAN,
                  IN THE PRIMARY ION BEAM SYSTEM"
END_OBJECT     = COLUMN

OBJECT          = COLUMN
COLUMN_NUMBER  = 59
NAME           = "V_L1_MAX"
DATA_TYPE      = ASCII_REAL
START_BYTE     = 465
BYTES         = 7
UNIT           = "VOLT"
MISSING_CONSTANT = 99999.9
FORMAT         = "F7.1"
DESCRIPTION    = "V_L1 LENS 1 VOLTAGE MAXIMUM,
                  IN THE PRIMARY ION BEAM SYSTEM"
END_OBJECT     = COLUMN

OBJECT          = COLUMN
COLUMN_NUMBER  = 60
NAME           = "V_L1_STD"
DATA_TYPE      = ASCII_REAL
START_BYTE     = 473
BYTES         = 7
UNIT           = "VOLT"
MISSING_CONSTANT = 99999.9
FORMAT         = "F7.1"
DESCRIPTION    = "V_L1 LENS 1 VOLTAGE STANDARD DEVIATION,
                  IN THE PRIMARY ION BEAM SYSTEM"
END_OBJECT     = COLUMN

OBJECT          = COLUMN
COLUMN_NUMBER  = 61
NAME           = "V_L2_MIN"
DATA_TYPE      = ASCII_REAL
START_BYTE     = 481
BYTES         = 7
UNIT           = "VOLT"
MISSING_CONSTANT = 99999.9
FORMAT         = "F7.1"
DESCRIPTION    = "V_L2 LENS 2 VOLTAGE MINIMUM,
                  IN THE PRIMARY ION BEAM SYSTEM"
END_OBJECT     = COLUMN

OBJECT          = COLUMN
COLUMN_NUMBER  = 62
NAME           = "V_L2_MEAN"
DATA_TYPE      = ASCII_REAL
START_BYTE     = 489
BYTES         = 7
UNIT           = "VOLT"
MISSING_CONSTANT = 99999.9
FORMAT         = "F7.1"
DESCRIPTION    = "V_L2 LENS 2 VOLTAGE MEAN,
                  IN THE PRIMARY ION BEAM SYSTEM"
END_OBJECT     = COLUMN

OBJECT          = COLUMN

```

```

COLUMN_NUMBER      = 63
NAME               = "V_L2_MAX"
DATA_TYPE         = ASCII_REAL
START_BYTE        = 497
BYTES             = 7
UNIT              = "VOLT"
MISSING_CONSTANT  = 99999.9
FORMAT            = "F7.1"
DESCRIPTION       = "V_L2 LENS 2 VOLTAGE MAXIMUM,
                   IN THE PRIMARY ION BEAM SYSTEM"
END_OBJECT        = COLUMN

OBJECT             = COLUMN
COLUMN_NUMBER     = 64
NAME              = "V_L2_STD"
DATA_TYPE         = ASCII_REAL
START_BYTE        = 505
BYTES             = 7
UNIT              = "VOLT"
MISSING_CONSTANT  = 99999.9
FORMAT            = "F7.1"
DESCRIPTION       = "V_L2 LENS 2 VOLTAGE STANDARD DEVIATION,
                   IN THE PRIMARY ION BEAM SYSTEM"
END_OBJECT        = COLUMN

OBJECT             = COLUMN
COLUMN_NUMBER     = 65
NAME              = "V_BS1_MIN"
DATA_TYPE         = ASCII_REAL
START_BYTE        = 513
BYTES             = 7
UNIT              = "VOLT"
MISSING_CONSTANT  = 99999.9
FORMAT            = "F7.1"
DESCRIPTION       = "V_BS1 BEAM SWITCH 1 VOLTAGE MINIMUM,
                   IN THE PRIMARY ION BEAM SYSTEM"
END_OBJECT        = COLUMN

OBJECT             = COLUMN
COLUMN_NUMBER     = 66
NAME              = "V_BS1_MEAN"
DATA_TYPE         = ASCII_REAL
START_BYTE        = 521
BYTES             = 7
UNIT              = "VOLT"
MISSING_CONSTANT  = 99999.9
FORMAT            = "F7.1"
DESCRIPTION       = "V_BS1 BEAM SWITCH 1 VOLTAGE MEAN,
                   IN THE PRIMARY ION BEAM SYSTEM"
END_OBJECT        = COLUMN

OBJECT             = COLUMN
COLUMN_NUMBER     = 67
NAME              = "V_BS1_MAX"
DATA_TYPE         = ASCII_REAL
START_BYTE        = 529
BYTES             = 7
UNIT              = "VOLT"
MISSING_CONSTANT  = 99999.9
FORMAT            = "F7.1"
DESCRIPTION       = "V_BS1 BEAM SWITCH 1 VOLTAGE MAXIMUM,
                   IN THE PRIMARY ION BEAM SYSTEM"
END_OBJECT        = COLUMN

OBJECT             = COLUMN
COLUMN_NUMBER     = 68
NAME              = "V_BS1_STD"
DATA_TYPE         = ASCII_REAL
START_BYTE        = 537
BYTES             = 7
UNIT              = "VOLT"
MISSING_CONSTANT  = 99999.9
FORMAT            = "F7.1"
DESCRIPTION       = "V_BS1 BEAM SWITCH 1 VOLTAGE STANDARD DEVIATION,
                   IN THE PRIMARY ION BEAM SYSTEM"

```

```

END_OBJECT          = COLUMN
OBJECT              = COLUMN
  COLUMN_NUMBER     = 69
  NAME              = "V_BS2_MIN"
  DATA_TYPE        = ASCII_REAL
  START_BYTE        = 545
  BYTES             = 7
  UNIT              = "VOLT"
  MISSING_CONSTANT  = 99999.9
  FORMAT            = "F7.1"
  DESCRIPTION       = "V_BS2 BEAM SWITCH 2 VOLTAGE MINIMUM,
                     IN THE PRIMARY ION BEAM SYSTEM"
END_OBJECT          = COLUMN
OBJECT              = COLUMN
  COLUMN_NUMBER     = 70
  NAME              = "V_BS2_MEAN"
  DATA_TYPE        = ASCII_REAL
  START_BYTE        = 553
  BYTES             = 7
  UNIT              = "VOLT"
  MISSING_CONSTANT  = 99999.9
  FORMAT            = "F7.1"
  DESCRIPTION       = "V_BS2 BEAM SWITCH 2 VOLTAGE MEAN,
                     IN THE PRIMARY ION BEAM SYSTEM"
END_OBJECT          = COLUMN
OBJECT              = COLUMN
  COLUMN_NUMBER     = 71
  NAME              = "V_BS2_MAX"
  DATA_TYPE        = ASCII_REAL
  START_BYTE        = 561
  BYTES             = 7
  UNIT              = "VOLT"
  MISSING_CONSTANT  = 99999.9
  FORMAT            = "F7.1"
  DESCRIPTION       = "V_BS2 BEAM SWITCH 2 VOLTAGE MAXIMUM,
                     IN THE PRIMARY ION BEAM SYSTEM"
END_OBJECT          = COLUMN
OBJECT              = COLUMN
  COLUMN_NUMBER     = 72
  NAME              = "V_BS2_STD"
  DATA_TYPE        = ASCII_REAL
  START_BYTE        = 569
  BYTES             = 7
  UNIT              = "VOLT"
  MISSING_CONSTANT  = 99999.9
  FORMAT            = "F7.1"
  DESCRIPTION       = "V_BS2 BEAM SWITCH 2 VOLTAGE STANDARD DEVIATION,
                     IN THE PRIMARY ION BEAM SYSTEM"
END_OBJECT          = COLUMN
OBJECT              = COLUMN
  COLUMN_NUMBER     = 73
  NAME              = "V_CB1_MIN"
  DATA_TYPE        = ASCII_REAL
  START_BYTE        = 577
  BYTES             = 7
  UNIT              = "VOLT"
  MISSING_CONSTANT  = 99999.9
  FORMAT            = "F7.1"
  DESCRIPTION       = "V_CB1 BEAM CHOPPER POSITIVE VOLTAGE MINIMUM,
                     IN THE PRIMARY ION BEAM SYSTEM"
END_OBJECT          = COLUMN
OBJECT              = COLUMN
  COLUMN_NUMBER     = 74
  NAME              = "V_CB1_MEAN"
  DATA_TYPE        = ASCII_REAL
  START_BYTE        = 585
  BYTES             = 7
  UNIT              = "VOLT"
  MISSING_CONSTANT  = 99999.9

```

```

FORMAT                = "F7.1"
DESCRIPTION            = "V_CB1 BEAM CHOPPER POSITIVE VOLTAGE MEAN,
                        IN THE PRIMARY ION BEAM SYSTEM"
END_OBJECT            = COLUMN

OBJECT                = COLUMN
COLUMN_NUMBER         = 75
NAME                  = "V_CB1_MAX"
DATA_TYPE             = ASCII_REAL
START_BYTE           = 593
BYTES                 = 7
UNIT                  = "VOLT"
MISSING_CONSTANT     = 99999.9
FORMAT                = "F7.1"
DESCRIPTION            = "V_CB1 BEAM CHOPPER POSITIVE VOLTAGE MAXIMUM,
                        IN THE PRIMARY ION BEAM SYSTEM"
END_OBJECT            = COLUMN

OBJECT                = COLUMN
COLUMN_NUMBER         = 76
NAME                  = "V_CB1_STD"
DATA_TYPE             = ASCII_REAL
START_BYTE           = 601
BYTES                 = 7
UNIT                  = "VOLT"
MISSING_CONSTANT     = 99999.9
FORMAT                = "F7.1"
DESCRIPTION            = "V_CB1 BEAM CHOPPER POSITIVE VOLTAGE STANDARD
                        DEVIATION, IN THE PRIMARY ION BEAM SYSTEM"
END_OBJECT            = COLUMN

OBJECT                = COLUMN
COLUMN_NUMBER         = 77
NAME                  = "V_CB2_MIN"
DATA_TYPE             = ASCII_REAL
START_BYTE           = 609
BYTES                 = 7
UNIT                  = "VOLT"
MISSING_CONSTANT     = 99999.9
FORMAT                = "F7.1"
DESCRIPTION            = "V_CB2 BEAM CHOPPER NEGATIVE VOLTAGE MINIMUM,
                        IN THE PRIMARY ION BEAM SYSTEM"
END_OBJECT            = COLUMN

OBJECT                = COLUMN
COLUMN_NUMBER         = 78
NAME                  = "V_CB2_MEAN"
DATA_TYPE             = ASCII_REAL
START_BYTE           = 617
BYTES                 = 7
UNIT                  = "VOLT"
MISSING_CONSTANT     = 99999.9
FORMAT                = "F7.1"
DESCRIPTION            = "V_CB2 BEAM CHOPPER NEGATIVE VOLTAGE MEAN,
                        IN THE PRIMARY ION BEAM SYSTEM"
END_OBJECT            = COLUMN

OBJECT                = COLUMN
COLUMN_NUMBER         = 79
NAME                  = "V_CB2_MAX"
DATA_TYPE             = ASCII_REAL
START_BYTE           = 625
BYTES                 = 7
UNIT                  = "VOLT"
MISSING_CONSTANT     = 99999.9
FORMAT                = "F7.1"
DESCRIPTION            = "V_CB2 BEAM CHOPPER NEGATIVE VOLTAGE MAXIMUM,
                        IN THE PRIMARY ION BEAM SYSTEM"
END_OBJECT            = COLUMN

OBJECT                = COLUMN
COLUMN_NUMBER         = 80
NAME                  = "V_CB2_STD"
DATA_TYPE             = ASCII_REAL
START_BYTE           = 633

```

```

BYTES           = 7
UNIT           = "VOLT"
MISSING_CONSTANT = 99999.9
FORMAT        = "F7.1"
DESCRIPTION    = "V_CB2 BEAM CHOPPER NEGATIVE VOLTAGE STANDARD
                DEVIATION, IN THE PRIMARY ION BEAM SYSTEM"
END_OBJECT    = COLUMN

OBJECT         = COLUMN
COLUMN_NUMBER  = 81
NAME          = "V_DX_PIBS_MIN"
DATA_TYPE     = ASCII_REAL
START_BYTE    = 641
BYTES        = 7
UNIT         = "VOLT"
MISSING_CONSTANT = 99999.9
FORMAT      = "F7.1"
DESCRIPTION = "V_DX_PIBS X-DIRECTION DEFLECTION VOLTAGE MINIMUM,
                IN THE PRIMARY ION BEAM SYSTEM"
END_OBJECT   = COLUMN

OBJECT         = COLUMN
COLUMN_NUMBER  = 82
NAME          = "V_DX_PIBS_MEAN"
DATA_TYPE     = ASCII_REAL
START_BYTE    = 649
BYTES        = 7
UNIT         = "VOLT"
MISSING_CONSTANT = 99999.9
FORMAT      = "F7.1"
DESCRIPTION = "V_DX_PIBS X-DIRECTION DEFLECTION VOLTAGE MEAN,
                IN THE PRIMARY ION BEAM SYSTEM"
END_OBJECT   = COLUMN

OBJECT         = COLUMN
COLUMN_NUMBER  = 83
NAME          = "V_DX_PIBS_MAX"
DATA_TYPE     = ASCII_REAL
START_BYTE    = 657
BYTES        = 7
UNIT         = "VOLT"
MISSING_CONSTANT = 99999.9
FORMAT      = "F7.1"
DESCRIPTION = "V_DX_PIBS X-DIRECTION DEFLECTION VOLTAGE MAXIMUM,
                IN THE PRIMARY ION BEAM SYSTEM"
END_OBJECT   = COLUMN

OBJECT         = COLUMN
COLUMN_NUMBER  = 84
NAME          = "V_DX_PIBS_STD"
DATA_TYPE     = ASCII_REAL
START_BYTE    = 665
BYTES        = 7
UNIT         = "VOLT"
MISSING_CONSTANT = 99999.9
FORMAT      = "F7.1"
DESCRIPTION = "V_DX_PIBS X-DIRECTION DEFLECTION VOLTAGE STANDARD
                DEVIATION, IN THE PRIMARY ION BEAM SYSTEM"
END_OBJECT   = COLUMN

OBJECT         = COLUMN
COLUMN_NUMBER  = 85
NAME          = "V_DY_PIBS_MIN"
DATA_TYPE     = ASCII_REAL
START_BYTE    = 673
BYTES        = 7
UNIT         = "VOLT"
MISSING_CONSTANT = 99999.9
FORMAT      = "F7.1"
DESCRIPTION = "V_DY_PIBS Y-DIRECTION DEFLECTION VOLTAGE MINIMUM,
                IN THE PRIMARY ION BEAM SYSTEM"
END_OBJECT   = COLUMN

OBJECT         = COLUMN
COLUMN_NUMBER  = 86

```

```

NAME                = "V_DY_PIBS_MEAN"
DATA_TYPE           = ASCII_REAL
START_BYTE          = 681
BYTES               = 7
UNIT                = "VOLT"
MISSING_CONSTANT    = 99999.9
FORMAT              = "F7.1"
DESCRIPTION         = "V_DY_PIBS Y-DIRECTION DEFLECTION VOLTAGE MEAN,
                      IN THE PRIMARY ION BEAM SYSTEM"
END_OBJECT          = COLUMN

OBJECT              = COLUMN
COLUMN_NUMBER       = 87
NAME                = "V_DY_PIBS_MAX"
DATA_TYPE           = ASCII_REAL
START_BYTE          = 689
BYTES               = 7
UNIT                = "VOLT"
MISSING_CONSTANT    = 99999.9
FORMAT              = "F7.1"
DESCRIPTION         = "V_DY_PIBS Y-DIRECTION DEFLECTION VOLTAGE MAXIMUM,
                      IN THE PRIMARY ION BEAM SYSTEM"
END_OBJECT          = COLUMN

OBJECT              = COLUMN
COLUMN_NUMBER       = 88
NAME                = "V_DY_PIBS_STD"
DATA_TYPE           = ASCII_REAL
START_BYTE          = 697
BYTES               = 7
UNIT                = "VOLT"
MISSING_CONSTANT    = 99999.9
FORMAT              = "F7.1"
DESCRIPTION         = "V_DY_PIBS Y-DIRECTION DEFLECTION VOLTAGE STANDARD
                      DEVIATION, IN THE PRIMARY ION BEAM SYSTEM"
END_OBJECT          = COLUMN

OBJECT              = COLUMN
COLUMN_NUMBER       = 89
NAME                = "V_TIP_MIN"
DATA_TYPE           = ASCII_REAL
START_BYTE          = 705
BYTES               = 7
UNIT                = "VOLT"
MISSING_CONSTANT    = 99999.9
FORMAT              = "F7.1"
DESCRIPTION         = "V_TIP TIP VOLTAGE MINIMUM,
                      IN THE PRIMARY ION SOURCE"
END_OBJECT          = COLUMN

OBJECT              = COLUMN
COLUMN_NUMBER       = 90
NAME                = "V_TIP_MEAN"
DATA_TYPE           = ASCII_REAL
START_BYTE          = 713
BYTES               = 7
UNIT                = "VOLT"
MISSING_CONSTANT    = 99999.9
FORMAT              = "F7.1"
DESCRIPTION         = "V_TIP TIP VOLTAGE MEAN,
                      IN THE PRIMARY ION SOURCE"
END_OBJECT          = COLUMN

OBJECT              = COLUMN
COLUMN_NUMBER       = 91
NAME                = "V_TIP_MAX"
DATA_TYPE           = ASCII_REAL
START_BYTE          = 721
BYTES               = 7
UNIT                = "VOLT"
MISSING_CONSTANT    = 99999.9
FORMAT              = "F7.1"
DESCRIPTION         = "V_TIP TIP VOLTAGE MAXIMUM,
                      IN THE PRIMARY ION SOURCE"
END_OBJECT          = COLUMN

```

OBJECT = COLUMN
COLUMN_NUMBER = 92
NAME = "V_TIP_STD"
DATA_TYPE = ASCII_REAL
START_BYTE = 729
BYTES = 7
UNIT = "VOLT"
MISSING_CONSTANT = 99999.9
FORMAT = "F7.1"
DESCRIPTION = "V_TIP TIP VOLTAGE STANDARD DEVIATION,
IN THE PRIMARY ION SOURCE"
END_OBJECT = COLUMN

OBJECT = COLUMN
COLUMN_NUMBER = 93
NAME = "C_TIP_MIN"
DATA_TYPE = ASCII_REAL
START_BYTE = 737
BYTES = 7
UNIT = "MICROAMPERE"
MISSING_CONSTANT = 99999.9
FORMAT = "F7.1"
DESCRIPTION = "C_TIP TIP CURRENT MINIMUM,
IN THE PRIMARY ION SOURCE"
END_OBJECT = COLUMN

OBJECT = COLUMN
COLUMN_NUMBER = 94
NAME = "C_TIP_MEAN"
DATA_TYPE = ASCII_REAL
START_BYTE = 745
BYTES = 7
UNIT = "MICROAMPERE"
MISSING_CONSTANT = 99999.9
FORMAT = "F7.1"
DESCRIPTION = "C_TIP TIP CURRENT MEAN,
IN THE PRIMARY ION SOURCE"
END_OBJECT = COLUMN

OBJECT = COLUMN
COLUMN_NUMBER = 95
NAME = "C_TIP_MAX"
DATA_TYPE = ASCII_REAL
START_BYTE = 753
BYTES = 7
UNIT = "MICROAMPERE"
MISSING_CONSTANT = 99999.9
FORMAT = "F7.1"
DESCRIPTION = "C_TIP TIP CURRENT MAXIMUM,
IN THE PRIMARY ION SOURCE"
END_OBJECT = COLUMN

OBJECT = COLUMN
COLUMN_NUMBER = 96
NAME = "C_TIP_STD"
DATA_TYPE = ASCII_REAL
START_BYTE = 761
BYTES = 7
UNIT = "MICROAMPERE"
MISSING_CONSTANT = 99999.9
FORMAT = "F7.1"
DESCRIPTION = "C_TIP TIP VOLTAGE STANDARD DEVIATION,
IN THE PRIMARY ION SOURCE"
END_OBJECT = COLUMN

OBJECT = COLUMN
COLUMN_NUMBER = 97
NAME = "V_EXT_MIN"
DATA_TYPE = ASCII_REAL
START_BYTE = 769
BYTES = 7
UNIT = "VOLT"
MISSING_CONSTANT = 99999.9
FORMAT = "F7.1"


```

DESCRIPTION          = "V_EXT EXTRACTOR VOLTAGE MINIMUM,
                        IN THE PRIMARY ION SOURCE"
END_OBJECT           = COLUMN

OBJECT               = COLUMN
  COLUMN_NUMBER      = 98
  NAME                = "V_EXT_MEAN"
  DATA_TYPE          = ASCII_REAL
  START_BYTE         = 777
  BYTES              = 7
  UNIT                = "VOLT"
  MISSING_CONSTANT   = 99999.9
  FORMAT              = "F7.1"
  DESCRIPTION        = "V_EXT EXTRACTOR VOLTAGE MEAN,
                        IN THE PRIMARY ION SOURCE"
END_OBJECT           = COLUMN

OBJECT               = COLUMN
  COLUMN_NUMBER      = 99
  NAME                = "V_EXT_MAX"
  DATA_TYPE          = ASCII_REAL
  START_BYTE         = 785
  BYTES              = 7
  UNIT                = "VOLT"
  MISSING_CONSTANT   = 99999.9
  FORMAT              = "F7.1"
  DESCRIPTION        = "V_EXT EXTRACTOR VOLTAGE MAXIMUM,
                        IN THE PRIMARY ION SOURCE"
END_OBJECT           = COLUMN

OBJECT               = COLUMN
  COLUMN_NUMBER      = 100
  NAME                = "V_EXT_STD"
  DATA_TYPE          = ASCII_REAL
  START_BYTE         = 793
  BYTES              = 7
  UNIT                = "VOLT"
  MISSING_CONSTANT   = 99999.9
  FORMAT              = "F7.1"
  DESCRIPTION        = "V_EXT EXTRACTOR VOLTAGE STANDARD DEVIATION,
                        IN THE PRIMARY ION SOURCE"
END_OBJECT           = COLUMN

OBJECT               = COLUMN
  COLUMN_NUMBER      = 101
  NAME                = "C_EXT_MIN"
  DATA_TYPE          = ASCII_REAL
  START_BYTE         = 801
  BYTES              = 7
  UNIT                = "MICROAMPERE"
  MISSING_CONSTANT   = 99999.9
  FORMAT              = "F7.1"
  DESCRIPTION        = "C_EXT EXTRACTOR CURRENT MINIMUM,
                        IN THE PRIMARY ION SOURCE"
END_OBJECT           = COLUMN

OBJECT               = COLUMN
  COLUMN_NUMBER      = 102
  NAME                = "C_EXT_MEAN"
  DATA_TYPE          = ASCII_REAL
  START_BYTE         = 809
  BYTES              = 7
  UNIT                = "MICROAMPERE"
  MISSING_CONSTANT   = 99999.9
  FORMAT              = "F7.1"
  DESCRIPTION        = "C_EXT EXTRACTOR CURRENT MEAN,
                        IN THE PRIMARY ION SOURCE"
END_OBJECT           = COLUMN

OBJECT               = COLUMN
  COLUMN_NUMBER      = 103
  NAME                = "C_EXT_MAX"
  DATA_TYPE          = ASCII_REAL
  START_BYTE         = 817
  BYTES              = 7

```

```

UNIT = "MICROAMPERE"
MISSING_CONSTANT = 99999.9
FORMAT = "F7.1"
DESCRIPTION = "C_EXT EXTRACTOR CURRENT MAXIMUM,
              IN THE PRIMARY ION SOURCE"
END_OBJECT = COLUMN

OBJECT = COLUMN
COLUMN_NUMBER = 104
NAME = "C_EXT_STD"
DATA_TYPE = ASCII_REAL
START_BYTE = 825
BYTES = 7
UNIT = "MICROAMPERE"
MISSING_CONSTANT = 99999.9
FORMAT = "F7.1"
DESCRIPTION = "C_EXT EXTRACTOR CURRENT STANDARD DEVIATION,
              IN THE PRIMARY ION SOURCE"
END_OBJECT = COLUMN

OBJECT = COLUMN
COLUMN_NUMBER = 105
NAME = "V_HEATER_MIN"
DATA_TYPE = ASCII_REAL
START_BYTE = 833
BYTES = 7
UNIT = "VOLT"
MISSING_CONSTANT = 99999.9
FORMAT = "F7.1"
DESCRIPTION = "V_HEATER HEATER VOLTAGE MINIMUM,
              IN THE PRIMARY ION SOURCE"
END_OBJECT = COLUMN

OBJECT = COLUMN
COLUMN_NUMBER = 106
NAME = "V_HEATER_MEAN"
DATA_TYPE = ASCII_REAL
START_BYTE = 841
BYTES = 7
UNIT = "VOLT"
MISSING_CONSTANT = 99999.9
FORMAT = "F7.1"
DESCRIPTION = "V_HEATER HEATER VOLTAGE MEAN,
              IN THE PRIMARY ION SOURCE"
END_OBJECT = COLUMN

OBJECT = COLUMN
COLUMN_NUMBER = 107
NAME = "V_HEATER_MAX"
DATA_TYPE = ASCII_REAL
START_BYTE = 849
BYTES = 7
UNIT = "VOLT"
MISSING_CONSTANT = 99999.9
FORMAT = "F7.1"
DESCRIPTION = "V_HEATER HEATER VOLTAGE MAXIMUM,
              IN THE PRIMARY ION SOURCE"
END_OBJECT = COLUMN

OBJECT = COLUMN
COLUMN_NUMBER = 108
NAME = "V_HEATER_STD"
DATA_TYPE = ASCII_REAL
START_BYTE = 857
BYTES = 7
UNIT = "VOLT"
MISSING_CONSTANT = 99999.9
FORMAT = "F7.1"
DESCRIPTION = "V_HEATER HEATER VOLTAGE STANDARD DEVIATION,
              IN THE PRIMARY ION SOURCE"
END_OBJECT = COLUMN

OBJECT = COLUMN
COLUMN_NUMBER = 109
NAME = "C_HEATER_MIN"

```

DATA_TYPE = ASCII_REAL
 START_BYTE = 865
 BYTES = 7
 UNIT = "AMPERE"
 MISSING_CONSTANT = 99999.9
 FORMAT = "F7.1"
 DESCRIPTION = "C_HEATER HEATER CURRENT MINIMUM,
 IN THE PRIMARY ION SOURCE"
 END_OBJECT = COLUMN

OBJECT = COLUMN
 COLUMN_NUMBER = 110
 NAME = "C_HEATER_MEAN"
 DATA_TYPE = ASCII_REAL
 START_BYTE = 873
 BYTES = 7
 UNIT = "AMPERE"
 MISSING_CONSTANT = 99999.9
 FORMAT = "F7.1"
 DESCRIPTION = "C_HEATER HEATER CURRENT MEAN,
 IN THE PRIMARY ION SOURCE"
 END_OBJECT = COLUMN

OBJECT = COLUMN
 COLUMN_NUMBER = 111
 NAME = "C_HEATER_MAX"
 DATA_TYPE = ASCII_REAL
 START_BYTE = 881
 BYTES = 7
 UNIT = "AMPERE"
 MISSING_CONSTANT = 99999.9
 FORMAT = "F7.1"
 DESCRIPTION = "C_HEATER HEATER CURRENT MAXIMUM,
 IN THE PRIMARY ION SOURCE"
 END_OBJECT = COLUMN

OBJECT = COLUMN
 COLUMN_NUMBER = 112
 NAME = "C_HEATER_STD"
 DATA_TYPE = ASCII_REAL
 START_BYTE = 889
 BYTES = 7
 UNIT = "AMPERE"
 MISSING_CONSTANT = 99999.9
 FORMAT = "F7.1"
 DESCRIPTION = "C_HEATER HEATER CURRENT STANDARD DEVIATION,
 IN THE PRIMARY ION SOURCE"
 END_OBJECT = COLUMN

COSIMA_SPECTRUM_TDC_TIMING.FMT:

OBJECT = COLUMN
 COLUMN_NUMBER = 1
 NAME = CHOPPER_ON
 DATA_TYPE = ASCII_REAL
 START_BYTE = 1
 BYTES = 9
 UNIT = "NANOSECOND"
 FORMAT = "F9.2"
 DESCRIPTION = "TIME TO DIGITAL UNIT CHOPPER ON TIME"
 END_OBJECT = COLUMN
 OBJECT = COLUMN
 COLUMN_NUMBER = 2
 NAME = CHOPPER_OFF
 DATA_TYPE = ASCII_REAL
 START_BYTE = 11
 BYTES = 9
 UNIT = "NANOSECOND"
 FORMAT = "F9.2"
 DESCRIPTION = "TIME TO DIGITAL UNIT CHOPPER OFF TIME"
 END_OBJECT = COLUMN
 OBJECT = COLUMN
 COLUMN_NUMBER = 3
 NAME = BUNCHER_1_ON

```

DATA_TYPE           = ASCII_REAL
START_BYTE         = 21
BYTES              = 9
UNIT               = "NANOSECOND"
FORMAT             = "F9.2"
DESCRIPTION        = "TIME TO DIGITAL UNIT BUNCHER 1 ON TIME"
END_OBJECT
OBJECT             = COLUMN
COLUMN_NUMBER      = 4
NAME               = BUNCHER_2_ON
DATA_TYPE          = ASCII_REAL
START_BYTE         = 31
BYTES              = 9
UNIT               = "NANOSECOND"
FORMAT             = "F9.2"
DESCRIPTION        = "TIME TO DIGITAL UNIT BUNCHER 2 ON TIME"
END_OBJECT
OBJECT             = COLUMN
COLUMN_NUMBER      = 5
NAME               = BUNCHER_3_ON
DATA_TYPE          = ASCII_REAL
START_BYTE         = 41
BYTES              = 9
UNIT               = "NANOSECOND"
FORMAT             = "F9.2"
DESCRIPTION        = "TIME TO DIGITAL UNIT BUNCHER 3 ON TIME"
END_OBJECT
OBJECT             = COLUMN
COLUMN_NUMBER      = 6
NAME               = PIBS_OFF
DATA_TYPE          = ASCII_REAL
START_BYTE         = 51
BYTES              = 9
UNIT               = "NANOSECOND"
FORMAT             = "F9.2"
DESCRIPTION        = "TIME TO DIGITAL UNIT PRIMARY ION BEAM
SYSTEM OFF TIME"
END_OBJECT
OBJECT             = COLUMN
COLUMN_NUMBER      = 7
NAME               = TOF_OFF
DATA_TYPE          = ASCII_REAL
START_BYTE         = 61
BYTES              = 9
UNIT               = "NANOSECOND"
FORMAT             = "F9.2"
DESCRIPTION        = "TIME TO DIGITAL UNIT TIME OF FLIGHT UNIT
OFF TIME"
END_OBJECT

```

COSIMA_SPECTRUM_TDC_CALIB.FMT:

```

OBJECT             = COLUMN
COLUMN_NUMBER      = 1
NAME               = TDC_CALIBRATION_OFFSET
DATA_TYPE          = ASCII_INTEGER
START_BYTE         = 1
BYTES              = 11
UNIT               = "SECOND"
FORMAT             = "I11"
DESCRIPTION        = "OFFSET IN SECONDS FROM THE START OF THE
SPECTRUM MEASUREMENT"
END_OBJECT
OBJECT             = COLUMN
COLUMN_NUMBER      = 2
NAME               = TDC_DELAY_LINE
DATA_TYPE          = ASCII_INTEGER
START_BYTE         = 13
BYTES              = 3
FORMAT             = "I3"
DESCRIPTION        = "TIME TO DIGITAL UNIT DELAY LINE
DAC CONTROL VALUE"
END_OBJECT
OBJECT             = COLUMN

```

```

COLUMN_NUMBER           = 3
NAME                    = TDC_CALIBRATION_MEAN
DATA_TYPE               = ASCII_INTEGER
START_BYTE              = 17
BYTES                   = 5
FORMAT                  = "I5"
DESCRIPTION              = "TIME TO DIGITAL UNIT CHANNEL
                           CALIBRATION MEAN"
END_OBJECT              = COLUMN
OBJECT                  = COLUMN
COLUMN_NUMBER           = 4
NAME                    = TDC_CALIBRATION_STD
DATA_TYPE               = ASCII_INTEGER
START_BYTE              = 23
BYTES                   = 5
FORMAT                  = "I5"
DESCRIPTION              = "TIME TO DIGITAL UNIT CHANNEL
                           CALIBRATION STANTARD DEVIATION"
END_OBJECT              = COLUMN
OBJECT                  = COLUMN
COLUMN_NUMBER           = 5
NAME                    = TDC_CHANNEL_DIFFERENCE
DATA_TYPE               = ASCII_INTEGER
START_BYTE              = 29
BYTES                   = 95
ITEMS                   = 16
ITEM_BYTES              = 5
ITEM_OFFSET             = 6
FORMAT                  = "I6"
DESCRIPTION              = "TIME TO DIGITAL UNIT CHANNEL
                           DIFFERENCE FROM THE MEAN"
END_OBJECT              = COLUMN

```

4.3.4 Scan data product

4.3.4.1 General description

With each scan step, the following elements are given:

- total counts in the three time/mass ranges
- number of ion shots
- total counts
- substrate position
- time/mass range limits
- varied parameters, step values

Detailed contents of the elements are described in the label example below.

4.3.4.2 Label example

```

PDS_VERSION_ID          = PDS3
LABEL_REVISION_NOTE     = "V1.1"

/* FILE FORMAT */
RECORD_TYPE              = FIXED_LENGTH
RECORD_BYTES             = 153
FILE_RECORDS             = 19
LABEL_RECORDS           = 18
/* POINTER TO DATA OBJECTS */
^SCAN_TABLE              = 19

/* GENERAL DATA DESCRIPTION PARAMETERS */
FILE_NAME                = "CS_2D8_20100508T104500_SCAN.TAB"
DATA_SET_ID              = "R0-CAL-COSIMA-3-V3.0"
DATA_SET_NAME            = "ROSETTA-ORBITER CAL COSIMA 3 V3.0"
PRODUCT_ID               = "CS_2D8_20100508T104500_SCAN"
PRODUCT_CREATION_TIME    = 2010-08-28T15:13:27
PRODUCT_TYPE             = "REFDR"
PROCESSING_LEVEL_ID      = "3"
MISSION_ID               = "ROSETTA"

```

MISSION_NAME = "INTERNATIONAL ROSETTA MISSION"
MISSION_PHASE_NAME = "CRUISE 5"
INSTRUMENT_HOST_ID = "RO"
INSTRUMENT_HOST_NAME = "ROSETTA-ORBITER"
INSTRUMENT_ID = "COSIMA"
INSTRUMENT_NAME = "COMETARY SECONDARY ION MASS ANALYZER"
INSTRUMENT_TYPE = "MASS SPECTROMETER"
INSTRUMENT_MODE_ID = "SPECTRUM"
INSTRUMENT_MODE_DESC = "TIME OF FLIGHT MASS SPECTRUM MEASUREMENT"
TARGET_NAME = "CALIBRATION"
TARGET_TYPE = "CALIBRATION"
START_TIME = 2010-05-08T10:45:00
STOP_TIME = 2010-05-08T10:59:19
SPACECRAFT_CLOCK_START_COUNT = "1/0231936259.28265"
SPACECRAFT_CLOCK_STOP_COUNT = "1/0231937118.28261"
SC_SUN_POSITION_VECTOR = "N/A"
SC_TARGET_POSITION_VECTOR = "N/A"
SC_TARGET_VELOCITY_VECTOR = "N/A"
SPACECRAFT_ALTITUDE = "N/A"
SUB_SPACECRAFT_LATITUDE = "N/A"
SUB_SPACECRAFT_LONGITUDE = "N/A"
PRODUCER_ID = "FMI"
PRODUCER_FULL_NAME = "JOHAN SILEN"
PRODUCER_INSTITUTION_NAME = "FINNISH METEOROLOGICAL INSTITUTE"
DATA_QUALITY_ID = -1
DATA_QUALITY_DESC = "-1 = not checked"
ROSETTA: COSIMA_SUBSTRATE_ID = "2D8"
ROSETTA: COSIMA_SUBSTRATE_DESC = "Silver, blank"
ROSETTA: COSIMA_SPECTRUM_POL = "NEGATIVE"

OBJECT = SCAN_TABLE
NAME = SCAN_DATA
INTERCHANGE_FORMAT = ASCII
ROWS = 1
COLUMNS = 17
ROW_BYTES = 153
^STRUCTURE = "COSIMA_SCAN_DATA.FMT"
DESCRIPTION = "COSIMA_SCAN_DATA"
END_OBJECT = SCAN_TABLE

END

COSIMA_SCAN_DATA.FMT

OBJECT = COLUMN
COLUMN_NUMBER = 1
NAME = WINDOW_1_COUNT
DATA_TYPE = ASCII_INTEGER
START_BYTE = 1
BYTES = 11
MISSING_CONSTANT = -999999999
FORMAT = "I11"
DESCRIPTION = "COUNT OF THE EVENTS
INSIDE THE FIRST TIME(MASS) WINDOW"
END_OBJECT = COLUMN

OBJECT = COLUMN
COLUMN_NUMBER = 2
NAME = WINDOW_2_COUNT
DATA_TYPE = ASCII_INTEGER
START_BYTE = 13
BYTES = 11
MISSING_CONSTANT = -999999999
FORMAT = "I11"
DESCRIPTION = "COUNT OF THE EVENTS
INSIDE THE SECOND TIME(MASS) WINDOW"
END_OBJECT = COLUMN

OBJECT = COLUMN
COLUMN_NUMBER = 3
NAME = WINDOW_3_COUNT
DATA_TYPE = ASCII_INTEGER
START_BYTE = 25
BYTES = 11

```

MISSING_CONSTANT = -999999999
FORMAT           = "I11"
DESCRIPTION      = "COUNT OF THE EVENTS
                   INSIDE THE THIRD TIME(MASS) WINDOW"
END_OBJECT      = COLUMN

OBJECT           = COLUMN
COLUMN_NUMBER    = 4
NAME            = SPECTRUM_SHOTS
DATA_TYPE       = ASCII_INTEGER
START_BYTE      = 37
BYTES           = 11
MISSING_CONSTANT = -999999999
FORMAT         = "I11"
DESCRIPTION     = "NUMBER OF INDIUM ION SHOTS USED"
END_OBJECT      = COLUMN

OBJECT           = COLUMN
COLUMN_NUMBER    = 5
NAME            = TOTAL_COUNT
DATA_TYPE       = ASCII_INTEGER
START_BYTE      = 49
BYTES           = 11
MISSING_CONSTANT = -999999999
FORMAT         = "I11"
DESCRIPTION     = "TOTAL COUNT OF EVENTS DURING ACQUISITION"
END_OBJECT      = COLUMN

OBJECT           = COLUMN
COLUMN_NUMBER    = 6
NAME            = SUBSTRATE_X
DATA_TYPE       = ASCII_INTEGER
START_BYTE      = 61
BYTES           = 5
UNIT            = "MICROMETER"
MISSING_CONSTANT = -9999
FORMAT         = "I5"
DESCRIPTION     = "SUBSTRATE X-COORDINATE IN MICROMETERS,
                   ZERO IS AT LEFT"
END_OBJECT      = COLUMN

OBJECT           = COLUMN
COLUMN_NUMBER    = 7
NAME            = SUBSTRATE_Y
DATA_TYPE       = ASCII_INTEGER
START_BYTE      = 67
BYTES           = 5
UNIT            = "MICROMETER"
MISSING_CONSTANT = -9999
FORMAT         = "I5"
DESCRIPTION     = "SUBSTRATE Y-COORDINATE IN MICROMETERS,
                   ZERO IS AT BOTTOM"
END_OBJECT      = COLUMN

OBJECT           = COLUMN
COLUMN_NUMBER    = 8
NAME            = WINDOW_1_START
DATA_TYPE       = ASCII_INTEGER
START_BYTE      = 73
BYTES           = 6
MISSING_CONSTANT = -1
FORMAT         = "I6"
DESCRIPTION     = "START BIN FOR THE FIRST TIME(MASS) WINDOW"
END_OBJECT      = COLUMN

OBJECT           = COLUMN
COLUMN_NUMBER    = 9
NAME            = WINDOW_1_STOP
DATA_TYPE       = ASCII_INTEGER
START_BYTE      = 80
BYTES           = 6
MISSING_CONSTANT = -1
FORMAT         = "I6"
DESCRIPTION     = "STOP BIN FOR THE FIRST TIME(MASS) WINDOW"
END_OBJECT      = COLUMN

```

```

OBJECT                = COLUMN
  COLUMN_NUMBER       = 10
  NAME                 = WINDOW_2_START
  DATA_TYPE          = ASCII_INTEGER
  START_BYTE          = 87
  BYTES               = 6
  MISSING_CONSTANT    = -1
  FORMAT              = "I6"
  DESCRIPTION         = "START BIN FOR THE SECOND TIME(MASS) WINDOW"
END_OBJECT           = COLUMN

```

```

OBJECT                = COLUMN
  COLUMN_NUMBER       = 11
  NAME                 = WINDOW_2_STOP
  DATA_TYPE          = ASCII_INTEGER
  START_BYTE          = 94
  BYTES               = 6
  MISSING_CONSTANT    = -1
  FORMAT              = "I6"
  DESCRIPTION         = "STOP BIN FOR THE SECOND TIME(MASS) WINDOW"
END_OBJECT           = COLUMN

```

```

OBJECT                = COLUMN
  COLUMN_NUMBER       = 12
  NAME                 = WINDOW_3_START
  DATA_TYPE          = ASCII_INTEGER
  START_BYTE          = 101
  BYTES               = 6
  MISSING_CONSTANT    = -1
  FORMAT              = "I6"
  DESCRIPTION         = "START BIN FOR THE THIRD TIME(MASS) WINDOW"
END_OBJECT           = COLUMN

```

```

OBJECT                = COLUMN
  COLUMN_NUMBER       = 13
  NAME                 = WINDOW_3_STOP
  DATA_TYPE          = ASCII_INTEGER
  START_BYTE          = 108
  BYTES               = 6
  MISSING_CONSTANT    = -1
  FORMAT              = "I6"
  DESCRIPTION         = "STOP BIN FOR THE THIRD TIME(MASS) WINDOW"
END_OBJECT           = COLUMN

```

```

OBJECT                = COLUMN
  COLUMN_NUMBER       = 14
  NAME                 = OUTER_PARAMETER
  DATA_TYPE          = CHARACTER
  START_BYTE          = 116
  BYTES               = 10
  MISSING_CONSTANT    = "UNKNOWN"
  FORMAT              = "A10"
  DESCRIPTION         = "THE VARIED PARAMETER DURING THE SCAN.
                        THE POSSIBLE VALUES ARE
                        TOF1          TIME OF FLIGHT 1 VOLTAGE
                        TOF2          TIME OF FLIGHT 2 VOLTAGE
                        TOF3          TIME OF FLIGHT 3 VOLTAGE
                        PA            POST ACCELERATION VOLTAGE
                        DET           DETECTOR VOLTAGE
                        DX_TOF        TOF X DEFLECTOR VOLTAGE
                        DY_TOF        TOF Y DEFLECTOR VOLTAGE
                        L1            PIBS LENS 1 VOLTAGE
                        L2            PIBS LENS 2 VOLTAGE
                        BS1           BEAM SWITCH 1 VOLTAGE
                        BS2           BEAM SWITCH 2 VOLTAGE
                        CB            CHOPPER BUNCHER VOLTAGE
                        DX_PIBS       PIBS X DEFLECTOR VOLTAGE
                        DY_PIBS       PIBS Y DEFLECTOR VOLTAGE
                        TMU_X         TMU X AXIS MOVEMENT
                        TMU_Y         TMU Y AXIS MOVEMENT
                        TMU_CLEAN_X   TMU X AXIS MOVEMENT
                                      FOR CLEANING
                        TMU_CLEAN_Y   TMU Y AXIS MOVEMENT
                                      FOR CLEANING

```



```

      NOP          NO OPERATION"
END_OBJECT      = COLUMN

OBJECT          = COLUMN
  COLUMN_NUMBER = 15
  NAME          = OUTER_STEP
  DATA_TYPE    = ASCII_INTEGER
  START_BYTE    = 128
  BYTES         = 5
  MISSING_CONSTANT = -9999
  FORMAT        = "I5"
  DESCRIPTION   = "RAW VALUE OF THE PARAMETER STEP, SEE
                  MATCHING HK DATA FOR CALIBRATED VALUE"
END_OBJECT      = COLUMN

OBJECT          = COLUMN
  COLUMN_NUMBER = 16
  NAME          = INNER_PARAMETER
  DATA_TYPE    = CHARACTER
  START_BYTE    = 135
  BYTES         = 10
  MISSING_CONSTANT = "UNKNOWN"
  FORMAT        = "A10"
  DESCRIPTION   = "THE VARIED PARAMETER DURING THE SCAN.
                  THE POSSIBLE VALUES ARE
                  TOF1          TIME OF FLIGHT 1 VOLTAGE
                  TOF2          TIME OF FLIGHT 2 VOLTAGE
                  TOF3          TIME OF FLIGHT 3 VOLTAGE
                  PA            POST ACCELERATION VOLTAGE
                  DET           DETECTOR VOLTAGE
                  DX_TOF        TOF X DEFLECTOR VOLTAGE
                  DY_TOF        TOF Y DEFLECTOR VOLTAGE
                  L1            PIBS LENS 1 VOLTAGE
                  L2            PIBS LENS 2 VOLTAGE
                  BS1           BEAM SWITCH 1 VOLTAGE
                  BS2           BEAM SWITCH 2 VOLTAGE
                  CB            CHOPPER BUNCHER VOLTAGE
                  DX_PIBS       PIBS X DEFLECTOR VOLTAGE
                  DY_PIBS       PIBS Y DEFLECTOR VOLTAGE
                  TMU_X          TMU X AXIS MOVEMENT
                  TMU_Y          TMU Y AXIS MOVEMENT
                  TMU_CLEAN_X    TMU X AXIS MOVEMENT
                              FOR CLEANING
                  TMU_CLEAN_Y    TMU Y AXIS MOVEMENT
                              FOR CLEANING
                  NOP          NO OPERATION"
END_OBJECT      = COLUMN

OBJECT          = COLUMN
  COLUMN_NUMBER = 17
  NAME          = INNER_STEP
  DATA_TYPE    = ASCII_INTEGER
  START_BYTE    = 147
  BYTES         = 5
  MISSING_CONSTANT = -9999
  FORMAT        = "I5"
  DESCRIPTION   = "RAW VALUE OF THE PARAMETER STEP, SEE
                  MATCHING HK DATA FOR CALIBRATED VALUE"
END_OBJECT      = COLUMN

```

4.3.5 Scan housekeeping data product

4.3.5.1 General description

With each scan step, housekeeping data is associated. The housekeeping product has the following elements:

- Voltages, currents and temperatures means of the instrument during spectrum measurement
- TDC unit timing parameters
- TDC unit calibration results

Detailed contents of the elements are described in the label example below.

4.3.5.2 Label example

```
PDS_VERSION_ID           = PDS3
LABEL_REVISION_NOTE      = "V1.1"

/* FILE FORMAT */
RECORD_TYPE              = FIXED_LENGTH
RECORD_BYTES             = 897
FILE_RECORDS             = 10
LABEL_RECORDS           = 5
/* POINTER TO DATA OBJECT */
^HK_TABLE                = 6
^TDC_TIMING_TABLE        = 7
^TDC_CALIBRATION_TABLE   = 8

/* GENERAL DATA DESCRIPTION PARAMETERS */
FILE_NAME                = "CS_2D8_20100508T104500_SCHK.TAB"
DATA_SET_ID              = "R0-CAL-COSIMA-3-V3.0"
DATA_SET_NAME            = "ROSETTA-ORBITER CAL COSIMA 3 V3.0"
PRODUCT_ID              = "CS_2D8_20100508T104500_SCHK"
PRODUCT_CREATION_TIME    = 2010-08-28T15:13:27
PRODUCT_TYPE             = "ANCDR"
PROCESSING_LEVEL_ID      = "6"
MISSION_ID               = "ROSETTA"
MISSION_NAME             = "INTERNATIONAL ROSETTA MISSION"
MISSION_PHASE_NAME       = "CRUISE 5"
INSTRUMENT_HOST_ID       = "R0"
INSTRUMENT_HOST_NAME     = "ROSETTA-ORBITER"
INSTRUMENT_ID            = "COSIMA"
INSTRUMENT_NAME          = "COMETARY SECONDARY ION MASS ANALYZER"
INSTRUMENT_TYPE          = "MASS SPECTROMETER"
INSTRUMENT_MODE_ID       = "SPECTRUM"
INSTRUMENT_MODE_DESC     = "TIME OF FLIGHT MASS SPECTRUM MEASUREMENT"
TARGET_NAME              = "CALIBRATION"
TARGET_TYPE              = "CALIBRATION"
START_TIME               = 2010-05-08T10:45:00
STOP_TIME                = 2010-05-08T10:59:19
SPACECRAFT_CLOCK_START_COUNT = "1/0231936259.28265"
SPACECRAFT_CLOCK_STOP_COUNT = "1/0231937118.28261"
SC_SUN_POSITION_VECTOR   = "N/A"
SC_TARGET_POSITION_VECTOR = "N/A"
SC_TARGET_VELOCITY_VECTOR = "N/A"
SPACECRAFT_ALTITUDE      = "N/A"
SUB_SPACECRAFT_LATITUDE  = "N/A"
SUB_SPACECRAFT_LONGITUDE = "N/A"
PRODUCER_ID              = "FMI"
PRODUCER_FULL_NAME       = "JOHAN SILEN"
PRODUCER_INSTITUTION_NAME = "FINNISH METEOROLOGICAL INSTITUTE"
DATA_QUALITY_ID          = -1
DATA_QUALITY_DESC        = "-1 = not checked"
ROSETTA: COSIMA_SUBSTRATE_ID = "2D8"
ROSETTA: COSIMA_SUBSTRATE_DESC = "Silver, blank"
ROSETTA: COSIMA_SPECTRUM_POL = "NEGATIVE"

OBJECT                   = HK_TABLE
  NAME                   = HOUSEKEEPING
  INTERCHANGE_FORMAT     = ASCII
  ROWS                   = 1
  COLUMNS                = 112
  ROW_BYTES              = 897
  ^STRUCTURE              = "COSIMA_SPECTRUM_HK.FMT"
  DESCRIPTION             = "COSIMA SPECTRUM HOUSEKEEPING INFORMATION,
  INCLUDING VOLTAGES, CURRENTS AND
  TEMPERATURES"

END_OBJECT               = HK_TABLE

OBJECT                   = TDC_TIMING_TABLE
  NAME                   = TDC_TIMING
  INTERCHANGE_FORMAT     = ASCII
  ROWS                   = 1
  COLUMNS                = 7
  ROW_BYTES              = 897
  ^STRUCTURE              = "COSIMA_SPECTRUM_TDC_TIMING.FMT"
  DESCRIPTION             = "TIME TO DIGITAL UNIT TIMING PARAMETERS"
```

```

END_OBJECT          = TDC_TIMING_TABLE

OBJECT              = TDC_CALIBRATION_TABLE
NAME                = TDC_CALIBRATION
INTERCHANGE_FORMAT = ASCII
ROWS                = 3
COLUMNS            = 5
ROW_BYTES           = 897
^STRUCTURE          = "COSIMA_SPECTRUM_TDC_CALIB.FMT"
DESCRIPTION         = "TIME TO DIGITAL UNIT CALIBRATION RESULTS"
END_OBJECT          = TDC_CALIBRATION_TABLE
END

```

4.3.6 Heating data product

4.3.6.1 General description

The substrate heating curve is given

Detailed contents of the elements are described in the label example below.

4.3.6.2 Label example

```

PDS_VERSION_ID      = PDS3
LABEL_REVISION_NOTE = "V1.3"

/* FILE FORMAT */
RECORD_TYPE         = FIXED_LENGTH
RECORD_BYTES        = 23
FILE_RECORDS        = 203
LABEL_RECORDS       = 142
/* POINTER TO DATA OBJECTS */
^HEATING_SETUP_TABLE = 143
^HEATING_TABLE       = 144

/* GENERAL DATA DESCRIPTION PARAMETERS */
FILE_NAME            = "CS_1D1_20150408T185236_HEAT.TAB"
DATA_SET_ID          = "RO-C-COSIMA-3-V3.0"
DATA_SET_NAME        = "ROSETTA-ORBITER 67P COSIMA 3 V3.0"
PRODUCT_ID           = "CS_1D1_20150408T185236_HEAT"
PRODUCT_CREATION_TIME = 2015-12-24T00:55:59
PRODUCT_TYPE         = "REFDR"
PROCESSING_LEVEL_ID  = "3"
MISSION_ID           = "ROSETTA"
MISSION_NAME         = "INTERNATIONAL ROSETTA MISSION"
MISSION_PHASE_NAME   = "COMET ESCORT 2"
INSTRUMENT_HOST_ID   = "RO"
INSTRUMENT_HOST_NAME = "ROSETTA-ORBITER"
INSTRUMENT_ID        = "COSIMA"
INSTRUMENT_NAME      = "COMETARY SECONDARY ION MASS ANALYZER"
INSTRUMENT_TYPE      = "MASS SPECTROMETER"
INSTRUMENT_MODE_ID   = "CHEMISTRY"
INSTRUMENT_MODE_DESC = "SUBSTRATE HEATING"
TARGET_NAME          = "67P/CHURYUMOV-GERASIMENKO 1 (1969 R1)"
TARGET_TYPE          = "COMET"
START_TIME           = 2015-04-08T18:52:36
STOP_TIME            = 2015-04-08T19:51:59
SPACECRAFT_CLOCK_START_COUNT = "1/0387139880.45478"
SPACECRAFT_CLOCK_STOP_COUNT   = "1/0387143443.45401"
SC_SUN_POSITION_VECTOR         = "N/A"
SC_TARGET_POSITION_VECTOR      = "N/A"
SC_TARGET_VELOCITY_VECTOR     = "N/A"
SPACECRAFT_ALTITUDE            = "N/A"
SUB_SPACECRAFT_LATITUDE        = "N/A"
SUB_SPACECRAFT_LONGITUDE       = "N/A"
PRODUCER_ID                     = "FMI"
PRODUCER_FULL_NAME              = "JOHAN SILEN"
PRODUCER_INSTITUTION_NAME       = "FINNISH METEOROLOGICAL INSTITUTE"
DATA_QUALITY_ID                 = "-1"
DATA_QUALITY_DESC               = "-1 = not checked"
ROSETTA:PIPELINE_VERSION_ID     = "version 2.4"
ROSETTA:COSIMA_SUBSTRATE_ID     = "1D1"
ROSETTA:COSIMA_SUBSTRATE_DESC   = "Silver, blank"

```

```

OBJECT          = HEATING_SETUP_TABLE
NAME           = HEATING_SETUP
INTERCHANGE_FORMAT = ASCII
ROWS          = 1
COLUMNS      = 2
ROW_BYTES     = 13
ROW_SUFFIX_BYTES = 10
^STRUCTURE    = "COSIMA_HEATING_SETUP.FMT"
DESCRIPTION   = "COSIMA SUBSTRATE HEATING SETUP"
END_OBJECT    = HEATING_SETUP_TABLE

OBJECT          = HEATING_TABLE
NAME           = HEATING_POINTS
INTERCHANGE_FORMAT = ASCII
ROWS          = 60
COLUMNS      = 3
ROW_BYTES     = 23
^STRUCTURE    = "COSIMA_HEATING_DATA.FMT"
DESCRIPTION   = "COSIMA SUBSTRATE HEATING DATA POINTS"
END_OBJECT    = HEATING_TABLE

END

```

COSIMA_HEATING_SETUP.FMT

```

OBJECT          = COLUMN
COLUMN_NUMBER  = 1
NAME           = HEAT_TIME
DATA_TYPE      = ASCII_INTEGER
START_BYTE     = 1
BYTES         = 9
UNIT           = "SECOND"
FORMAT        = "I9"
DESCRIPTION    = "HEATING TIME IN SECONDS"
END_OBJECT    = COLUMN

```

```

OBJECT          = COLUMN
COLUMN_NUMBER  = 2
NAME           = HEAT_LEVEL
DATA_TYPE      = ASCII_INTEGER
START_BYTE     = 11
BYTES         = 1
MISSING_CONSTANT = 9
FORMAT        = "I1"
DESCRIPTION    = "HEAT_SETUP
                0 = 66 C
                1 = 77 C
                2 = 86 C
                3 = 94 C
                4 = 104 C
                5 = 113 C
                6 = 122 C
                7 = 132 C"
END_OBJECT    = COLUMN

```

4.3.7 *Cleaning data product*

4.3.7.1 General description

The cleaning product contains the following elements:

- time used
- emitter tip current housekeeping data

Detailed contents of the elements are described in the label example below.

Label example

```

PDS_VERSION_ID = PDS3
LABEL_REVISION_NOTE = "V1.1"

/* FILE FORMAT */
RECORD_TYPE = FIXED_LENGTH

```

```

RECORD_BYTES           = 45
FILE_RECORDS          = 131185
LABEL_RECORDS         = 112
/* POINTER TO DATA OBJECTS */
^CLEANING_TABLE       = 113

/* GENERAL DATA DESCRIPTION PARAMETERS */
FILE_NAME              = "CS_2D8_20070927T182348_CLEA.TAB"
DATA_SET_ID           = "RO-CAL-COSIMA-3-V2.0"
DATA_SET_NAME         = "ROSETTA-ORBITER CAL COSIMA 3 V2.0"
PRODUCT_ID            = "CS_2D8_20070927T182348_CLEA.TAB"
PRODUCT_CREATION_TIME = 2008-11-12T09:15:39
PRODUCT_TYPE          = "REFDR"
PROCESSING_LEVEL_ID   = "3"
MISSION_ID            = "ROSETTA"
MISSION_NAME          = "INTERNATIONAL ROSETTA MISSION"
MISSION_PHASE_NAME    = "EARTH SWING-BY 2"
INSTRUMENT_HOST_ID    = "RO"
INSTRUMENT_HOST_NAME  = "ROSETTA-ORBITER"
INSTRUMENT_ID         = "COSIMA"
INSTRUMENT_NAME       = "COMETARY SECONDARY ION MASS ANALYZER"
INSTRUMENT_TYPE       = "MASS SPECTROMETER"
INSTRUMENT_MODE_ID    = "CLEANING"
INSTRUMENT_MODE_DESC  = "SUBSTRATE CLEANING WITH ION BEAM"
TARGET_NAME           = "CALIBRATION"
TARGET_TYPE           = "CALIBRATION"
START_TIME            = 2007-09-27T18:23:48
STOP_TIME             = 2007-09-27T18:33:53
SPACECRAFT_CLOCK_START_COUNT = "1/0149538196.41251"
SPACECRAFT_CLOCK_STOP_COUNT   = "1/0149538801.41245"
SC_SUN_POSITION_VECTOR = "N/A"
SC_TARGET_POSITION_VECTOR = "N/A"
SC_TARGET_VELOCITY_VECTOR = "N/A"
SPACECRAFT_ALTITUDE    = "N/A"
SUB_SPACECRAFT_LATITUDE = "N/A"
SUB_SPACECRAFT_LONGITUDE = "N/A"
PRODUCER_ID            = "FMI"
PRODUCER_FULL_NAME     = "JOHAN SILEN"
PRODUCER_INSTITUTION_NAME = "FINNISH METEOROLOGICAL INSTITUTE"
DATA_QUALITY_ID        = -1
DATA_QUALITY_DESC      = "-1 = not checked"
ROSETTA: COSIMA_SUBSTRATE_ID = "2D8"
ROSETTA: COSIMA_SUBSTRATE_DESC = "Silver, blank"
ROSETTA: COSIMA_SUBSTRATE_X = 5000
ROSETTA: COSIMA_SUBSTRATE_Y = 5000

OBJECT                 = CLEANING_TABLE
NAME                   = CLEANING
INTERCHANGE_FORMAT     = ASCII
ROWS                   = 1
COLUMNS               = 5
ROW_BYTES              = 45
^STRUCTURE             = "COSIMA_CLEANING.FMT"
DESCRIPTION            = "COSIMA SUBSTRATE CLEANING"
END_OBJECT             = CLEANING_TABLE

```

END

COSIMA_CLEANING.FMT

```

OBJECT                 = COLUMN
COLUMN_NUMBER         = 1
NAME                   = CLEANING_TIME
DATA_TYPE              = ASCII_INTEGER
START_BYTE             = 1
BYTES                  = 11
MISSING_CONSTANT       = 9999999999
UNIT                   = "SECOND"
FORMAT                 = "I11"
DESCRIPTION            = "SUBSTRATE CLEANIG TIME WITH INDIUM BEAM"
END_OBJECT             = COLUMN

OBJECT                 = COLUMN
COLUMN_NUMBER         = 2
NAME                   = "C_TIP_MIN"

```

```

DATA_TYPE           = ASCII_REAL
START_BYTE          = 13
BYTES               = 7
UNIT                = "MICROAMPERE"
MISSING_CONSTANT    = 99999.9
FORMAT              = "F7.1"
DESCRIPTION         = "C_TIP TIP CURRENT MINIMUM,
                      IN THE PRIMARY ION SOURCE"
END_OBJECT          = COLUMN

OBJECT              = COLUMN
COLUMN_NUMBER       = 3
NAME                = "C_TIP_MEAN"
DATA_TYPE           = ASCII_REAL
START_BYTE          = 21
BYTES               = 7
UNIT                = "MICROAMPERE"
MISSING_CONSTANT    = 99999.9
FORMAT              = "F7.1"
DESCRIPTION         = "C_TIP TIP CURRENT MEAN,
                      IN THE PRIMARY ION SOURCE"
END_OBJECT          = COLUMN

OBJECT              = COLUMN
COLUMN_NUMBER       = 4
NAME                = "C_TIP_MAX"
DATA_TYPE           = ASCII_REAL
START_BYTE          = 29
BYTES               = 7
UNIT                = "MICROAMPERE"
MISSING_CONSTANT    = 99999.9
FORMAT              = "F7.1"
DESCRIPTION         = "C_TIP TIP CURRENT MAXIMUM,
                      IN THE PRIMARY ION SOURCE"
END_OBJECT          = COLUMN

OBJECT              = COLUMN
COLUMN_NUMBER       = 5
NAME                = "C_TIP_STD"
DATA_TYPE           = ASCII_REAL
START_BYTE          = 37
BYTES               = 7
UNIT                = "MICROAMPERE"
MISSING_CONSTANT    = 99999.9
FORMAT              = "F7.1"
DESCRIPTION         = "C_TIP TIP VOLTAGE STANDARD DEVIATION,
                      IN THE PRIMARY ION SOURCE"
END_OBJECT          = COLUMN

```

4.3.8 Cleaning housekeeping data product

4.3.8.1 General description

With each cleaning operation housekeeping data is associated. The housekeeping product has the following elements:

- Voltages, currents and temperatures of the instrument during spectrum measurement

Detailed contents of the elements are described in the label example below.

4.3.8.2 Label example

```

PDS_VERSION_ID      = PDS3
LABEL_REVISION_NOTE = "V1.1"

/* FILE FORMAT */
RECORD_TYPE         = FIXED_LENGTH
RECORD_BYTES        = 897
FILE_RECORDS        = 11
LABEL_RECORDS       = 5
/* POINTER TO DATA OBJECT */
^HK_TABLE           = 6

/* GENERAL DATA DESCRIPTION PARAMETERS */

```

```

FILE_NAME = "CS_2D8_20070927T182348_CLHK.TAB"
DATA_SET_ID = "RO-CAL-COSIMA-3-V2.0"
DATA_SET_NAME = "ROSETTA-ORBITER CAL COSIMA 3 V2.0"
PRODUCT_ID = "CS_2D8_20070927T182348_CLHK"
PRODUCT_CREATION_TIME = 2008-11-12T09:15:38
PRODUCT_TYPE = "ANCDR"
PROCESSING_LEVEL_ID = "6"
MISSION_ID = "ROSETTA"
MISSION_NAME = "INTERNATIONAL ROSETTA MISSION"
MISSION_PHASE_NAME = "EARTH SWING-BY 2"
INSTRUMENT_HOST_ID = "RO"
INSTRUMENT_HOST_NAME = "ROSETTA-ORBITER"
INSTRUMENT_ID = "COSIMA"
INSTRUMENT_NAME = "COMETARY SECONDARY ION MASS ANALYZER"
INSTRUMENT_TYPE = "MASS SPECTROMETER"
INSTRUMENT_MODE_ID = "CLEANING"
INSTRUMENT_MODE_DESC = "SUBSTRATE CLEANING WITH ION BEAM"
TARGET_NAME = "CALIBRATION"
TARGET_TYPE = "CALIBRATION"
START_TIME = 2007-09-27T18:23:48
STOP_TIME = 2007-09-27T18:33:53
SPACECRAFT_CLOCK_START_COUNT = "1/0149538196.41251"
SPACECRAFT_CLOCK_STOP_COUNT = "1/0149538801.41245"
SC_SUN_POSITION_VECTOR = "N/A"
SC_TARGET_POSITION_VECTOR = "N/A"
SC_TARGET_VELOCITY_VECTOR = "N/A"
SPACECRAFT_ALTITUDE = "N/A"
SUB_SPACECRAFT_LATITUDE = "N/A"
SUB_SPACECRAFT_LONGITUDE = "N/A"
PRODUCER_ID = "FMI"
PRODUCER_FULL_NAME = "JOHAN SILEN"
PRODUCER_INSTITUTION_NAME = "FINNISH METEOROLOGICAL INSTITUTE"
DATA_QUALITY_ID = -1
DATA_QUALITY_DESC = "-1 = not checked"
ROSETTA: COSIMA_SUBSTRATE_ID = "2D8"
ROSETTA: COSIMA_SUBSTRATE_DESC = "Silver, blank"
ROSETTA: COSIMA_SUBSTRATE_X = 5000
ROSETTA: COSIMA_SUBSTRATE_Y = 5000

OBJECT = HK_TABLE
NAME = HOUSEKEEPING
INTERCHANGE_FORMAT = ASCII
ROWS = 1
COLUMNS = 112
ROW_BYTES = 897
^STRUCTURE = "COSIMA_SPECTRUM_HK.FMT"
DESCRIPTION = "COSIMA_SPECTRUM HOUSEKEEPING INFORMATION,
INCLUDING VOLTAGES, CURRENTS AND
TEMPERATURES"

END_OBJECT = HK_TABLE

```

4.3.9 COSISCOPE image product

4.3.9.1 General description

COSISCOPE image contains an image of target substrate in FITS format. P or M in the end of the product ID corresponds to the led illumination from Plus side (right) or Minus side (left).


The image can be only a subimage. The subimage mask is given either in the FITS header or in the housekeeping data. The subimage mask bits are numbered in the following way.

Bytes 8,7	Bytes 6,5	Bytes 4,3	Bytes 2,1
1 9	1 9	1 9	1 9
2 10	2 10	2 10	2 10
3 11	3 11	3 11	3 11
4 12	4 12	4 12	4 12
5 13	5 13	5 13	5 13
6 14	6 14	6 14	6 14
7 15	7 15	7 15	7 15
8 16	8 16	8 16	8 16

Given a 64bit mask in the hex form 0x0201 0804 2010 8040 would define a diagonal from top left to

bottom right.

Some of the images are intentionally or due to instrument error test images, looking like the one below.



The test image can also be a subimage, thus the number of grains varies.

4.3.9.2 Label example

```
PDS_VERSION_ID = PDS3
LABEL_REVISION_NOTE = "V1.4"

/* FILE FORMAT */
RECORD_TYPE = FIXED_LENGTH
RECORD_BYTES = 2880
FILE_RECORDS = 732
/* POINTER TO DATA OBJECTS */
^COSISCOPE_FITS_HEADER = ("CS_1D1_20070916T142135_IM_M.FIT",1<BYTES>)
^COSISCOPE_FITS_IMAGE = ("CS_1D1_20070916T142135_IM_M.FIT",8641<BYTES>)

/* GENERAL DATA DESCRIPTION PARAMETERS */
FILE_NAME = "CS_1D1_20070916T142135_IM_M.LBL"
DATA_SET_ID = "R0-C-COSIMA-3-V3.0"
DATA_SET_NAME = "ROSETTA-ORBITER 67P COSIMA 3 V3.0"
PRODUCT_ID = "CS_1D1_20070916T142135_IM_M"
PRODUCT_CREATION_TIME = 2015-12-24T00:55:42
PRODUCT_TYPE = "REFDR"
PROCESSING_LEVEL_ID = "3"
MISSION_ID = "ROSETTA"
MISSION_NAME = "INTERNATIONAL ROSETTA MISSION"
MISSION_PHASE_NAME = "EARTH SWING-BY 2"
INSTRUMENT_HOST_ID = "R0"
INSTRUMENT_HOST_NAME = "ROSETTA-ORBITER"
INSTRUMENT_ID = "COSIMA"
INSTRUMENT_NAME = "COMETARY SECONDARY ION MASS ANALYZER"
INSTRUMENT_TYPE = "MASS SPECTROMETER"
INSTRUMENT_MODE_ID = "IMAGE"
INSTRUMENT_MODE_DESC = "COSISCOPE IMAGING"
TARGET_NAME = "CALIBRATION"
TARGET_TYPE = "CALIBRATION"
START_TIME = 2007-09-16T14:21:35
STOP_TIME = 2007-09-16T14:21:40
SPACECRAFT_CLOCK_START_COUNT = "1/0148573262.64204"
SPACECRAFT_CLOCK_STOP_COUNT = "1/0148573262.64204"
SC_SUN_POSITION_VECTOR = "N/A"
SC_TARGET_POSITION_VECTOR = "N/A"
SC_TARGET_VELOCITY_VECTOR = "N/A"
SPACECRAFT_ALTITUDE = "N/A"
SUB_SPACECRAFT_LATITUDE = "N/A"
SUB_SPACECRAFT_LONGITUDE = "N/A"
PRODUCER_ID = "FMI"
PRODUCER_FULL_NAME = "JOHAN SILEN"
PRODUCER_INSTITUTION_NAME = "FINNISH METEOROLOGICAL INSTITUTE"
```



```

DATA_QUALITY_ID           = "-1"
DATA_QUALITY_DESC        = "-1 = not checked"
ROSETTA:PIPELINE_VERSION_ID = "version 2.4"
ROSETTA: COSIMA_SUBSTRATE_ID = "1D1"
ROSETTA: COSIMA_SUBSTRATE_DESC = "Silver, blank"

OBJECT                    = COSISCOPE_FITS_HEADER
  BYTES                   = 8640
  HEADER_TYPE             = FITS
  INTERCHANGE_FORMAT     = BINARY
  RECORDS                 = 2
  DESCRIPTION            = "COSISCOPE FITS IMAGE HEADER"
END_OBJECT               = COSISCOPE_FITS_HEADER

OBJECT                    = COSISCOPE_FITS_IMAGE
  LINES                   = 1024
  LINE_SAMPLES           = 1024
  SAMPLE_TYPE            = MSB_INTEGER
  SAMPLE_BITS            = 16
  AXIS_ORDER_TYPE        = "FIRST_INDEX_FASTEST"
  LINE_DISPLAY_DIRECTION = "UP"
  SAMPLE_DISPLAY_DIRECTION = "RIGHT"
  MISSING_CONSTANT       = -32768
  DESCRIPTION            = "COSISCOPE FITS IMAGE OF THE SUBSTRATE"
END_OBJECT               = COSISCOPE_FITS_IMAGE

END

```

4.3.10 COSISCOPE dust grain list product

4.3.10.1 General description

COSISCOPE dust grain list can be associated with a Cosiscope image product, or it can be self-standing. Dust grain list product contains a list of dust grains (also called features) found on a target substrate.

Some of the grain lists are from the test images, taken intentionally or due to instrument error. Then the grain list nominally has 103 grains detected.

4.3.10.2 Label template

```

PDS_VERSION_ID           = PDS3
LABEL_REVISION_NOTE      = "V1.0"

/* FILE FORMAT */
RECORD_TYPE              = FIXED_LENGTH
RECORD_BYTES             = 37
FILE_RECORDS             = 6542
LABEL_RECORDS           = 78
/* POINTER TO DATA OBJECT */
^FEATURE_TABLE           = 79

/* GENERAL DATA DESCRIPTION PARAMETERS */
FILE_NAME                 = "CS_2D8_20070927T175457_GR__.TAB"
DATA_SET_ID              = "R0-CAL-COSIMA-3-V2.0"
DATA_SET_NAME            = "ROSETTA-ORBITER CAL COSIMA 3 V2.0"
PRODUCT_ID              = "CS_2D8_20070927T175457_GR__"
PRODUCT_CREATION_TIME    = 2008-11-12T09:15:37
PRODUCT_TYPE            = "REFDR"
PROCESSING_LEVEL_ID     = "3"
MISSION_ID              = "ROSETTA"
MISSION_NAME            = "INTERNATIONAL ROSETTA MISSION"
MISSION_PHASE_NAME      = "EARTH SWING-BY 2"
INSTRUMENT_HOST_ID      = "R0"
INSTRUMENT_HOST_NAME    = "ROSETTA-ORBITER"
INSTRUMENT_ID           = "COSIMA"
INSTRUMENT_NAME         = "COMETARY SECONDARY ION MASS ANALYZER"
INSTRUMENT_TYPE         = "MASS SPECTROMETER"
INSTRUMENT_MODE_ID     = "IMAGE"
INSTRUMENT_MODE_DESC    = "COSISCOPE IMAGING"
TARGET_NAME             = "CALIBRATION"
TARGET_TYPE             = "CALIBRATION"
START_TIME              = 2007-09-27T17:54:57

```

```

STOP_TIME = 2007-09-27T17:55:20
SPACECRAFT_CLOCK_START_COUNT = "1/0149536465.41269"
SPACECRAFT_CLOCK_STOP_COUNT = "1/0149536488.41269"
SC_SUN_POSITION_VECTOR = "N/A"
SC_TARGET_POSITION_VECTOR = "N/A"
SC_TARGET_VELOCITY_VECTOR = "N/A"
SPACECRAFT_ALTITUDE = "N/A"
SUB_SPACECRAFT_LATITUDE = "N/A"
SUB_SPACECRAFT_LONGITUDE = "N/A"
PRODUCER_ID = "FMI"
PRODUCER_FULL_NAME = "JOHAN SILEN"
PRODUCER_INSTITUTION_NAME = "FINNISH METEOROLOGICAL INSTITUTE"
DATA_QUALITY_ID = -1
DATA_QUALITY_DESC = "-1 = not checked"
ROSETTA: COSIMA_SUBSTRATE_ID = "2D8"
ROSETTA: COSIMA_SUBSTRATE_DESC = "Silver, blank"

OBJECT = FEATURE_TABLE
NAME = FEATURES
INTERCHANGE_FORMAT = ASCII
ROWS = 6464
COLUMNS = 6
ROW_BYTES = 37
^STRUCTURE = "COSISCOPE_GRAINS.FMT"
DESCRIPTION = "COSISCOPE GENERATED LIST OF PROMINENT
FEATURES IN THE SUBSTRATE IMAGE. THE
SUBSTRATE HAS AREA OF 10000X10000
MICROMETERS."

END_OBJECT = FEATURE_TABLE

END

```

COSISCOPE_GRAINS.FMT:

```

OBJECT = COLUMN
COLUMN_NUMBER = 1
NAME = X_LEFT
DATA_TYPE = ASCII_INTEGER
START_BYTE = 1
BYTES = 6
UNIT = "MICROMETER"
FORMAT = I6
DESCRIPTION = "FEATURE LOWER LEFT X-COORDINATE"
END_OBJECT = COLUMN
OBJECT = COLUMN
COLUMN_NUMBER = 2
NAME = Y_BOTTOM
DATA_TYPE = ASCII_INTEGER
START_BYTE = 8
BYTES = 6
UNIT = "MICROMETER"
FORMAT = I6
DESCRIPTION = "FEATURE LOWER LEFT Y-COORDINATE"
END_OBJECT = COLUMN
OBJECT = COLUMN
COLUMN_NUMBER = 3
NAME = X_RIGHT
DATA_TYPE = ASCII_INTEGER
START_BYTE = 15
BYTES = 6
UNIT = "MICROMETER"
FORMAT = I6
DESCRIPTION = "FEATURE UPPER RIGHT X-COORDINATE"
END_OBJECT = COLUMN
OBJECT = COLUMN
COLUMN_NUMBER = 4
NAME = Y_TOP
DATA_TYPE = ASCII_INTEGER
START_BYTE = 22
BYTES = 6
UNIT = "MICROMETER"
FORMAT = I6
DESCRIPTION = "FEATURE UPPER RIGHT Y-COORDINATE"
END_OBJECT = COLUMN

```

```

OBJECT                = COLUMN
COLUMN_NUMBER        = 5
NAME                 = QUALITY_PX
DATA_TYPE            = ASCII_INTEGER
START_BYTE          = 29
BYTES                = 3
FORMAT               = I3
MISSING_CONSTANT     = 0
DESCRIPTION          = "FEATURE QUALITY FROM +X-SIDE LED
                       ILLUMINATION. THE QUALITY FROM 0 TO 255
                       IS MAINLY RELATED TO THE CONTRAST FROM
                       THE BACKGROUND"

END_OBJECT           = COLUMN
OBJECT               = COLUMN
COLUMN_NUMBER        = 6
NAME                 = QUALITY_MX
DATA_TYPE            = ASCII_INTEGER
START_BYTE          = 33
BYTES                = 3
FORMAT               = I3
MISSING_CONSTANT     = 0
DESCRIPTION          = "FEATURE QUALITY FROM -X-SIDE LED
                       ILLUMINATION. THE QUALITY FROM 0 TO 255
                       IS MAINLY RELATED TO THE CONTRAST FROM
                       THE BACKGROUND"

END_OBJECT           = COLUMN

```

4.3.11 COSISCOPE housekeeping product

4.3.11.1 General information

With each Cosicope grain list, housekeeping data is associated. If the grain list has a corresponding Cosicope image, the housekeeping data applies also to that image. The Cosicope housekeeping product has the following elements:

- Cosicope temperatures
- Substrate positioning information
- Imaging information

Detailed description of the Cosicope housekeeping product is given in the label example.

4.3.11.2 Label example

```

PDS_VERSION_ID      = PDS3
LABEL_REVISION_NOTE = "V1.0"
RELEASE_ID           = 0001
REVISION_ID          = 0000

/* FILE FORMAT */
RECORD_TYPE          = FIXED_LENGTH
RECORD_BYTES         = 334
FILE_RECORDS         = 10
LABEL_RECORDS        = 9
/* POINTER TO DATA OBJECT */
^COSISCOPE_HK_TABLE = 10

/* GENERAL DATA DESCRIPTION PARAMETERS */
FILE_NAME             = "CS_2D8_20070927T175457_G_HK.TAB"
DATA_SET_ID           = "R0-CAL-COSIMA-3-V2.0"
DATA_SET_NAME         = "ROSETTA-ORBITER CAL COSIMA 3 V2.0"
PRODUCT_ID           = "CS_2D8_20070927T175457_G_HK"
PRODUCT_CREATION_TIME = 2008-11-12T09:15:37
PRODUCT_TYPE          = "ANCDR"
PROCESSING_LEVEL_ID   = "6"
MISSION_ID            = "ROSETTA"
MISSION_NAME          = "INTERNATIONAL ROSETTA MISSION"
MISSION_PHASE_NAME    = "EARTH SWING-BY 2"
INSTRUMENT_HOST_ID    = "R0"
INSTRUMENT_HOST_NAME = "ROSETTA-ORBITER"
INSTRUMENT_ID         = "COSIMA"
INSTRUMENT_NAME       = "COMETARY SECONDARY ION MASS ANALYZER"
INSTRUMENT_TYPE       = "MASS SPECTROMETER"

```

```

INSTRUMENT_MODE_ID           = "IMAGE"
INSTRUMENT_MODE_DESC        = "COSISCOPE IMAGING"
TARGET_NAME                  = "CALIBRATION"
TARGET_TYPE                  = "CALIBRATION"
START_TIME                   = 2007-09-27T17:54:57
STOP_TIME                    = 2007-09-27T17:55:20
SPACECRAFT_CLOCK_START_COUNT = "1/0149536465.41269"
SPACECRAFT_CLOCK_STOP_COUNT = "1/0149536488.41269"
SC_SUN_POSITION_VECTOR      = "N/A"
SC_TARGET_POSITION_VECTOR   = "N/A"
SC_TARGET_VELOCITY_VECTOR   = "N/A"
SPACECRAFT_ALTITUDE         = "N/A"
SUB_SPACECRAFT_LATITUDE     = "N/A"
SUB_SPACECRAFT_LONGITUDE    = "N/A"
PRODUCER_ID                 = "FMI"
PRODUCER_FULL_NAME          = "JOHAN SILEN"
PRODUCER_INSTITUTION_NAME   = "FINNISH METEOROLOGICAL INSTITUTE"
DATA_QUALITY_ID             = -1
DATA_QUALITY_DESC           = "-1 = not checked"
ROSETTA: COSIMA_SUBSTRATE_ID = "2D8"
ROSETTA: COSIMA_SUBSTRATE_DESC = "Silver, blank"

OBJECT                       = COSISCOPE_HK_TABLE
  NAME                       = COSISCOPE_HOUSEKEEPING
  INTERCHANGE_FORMAT         = ASCII
  ROWS                       = 1
  COLUMNS                   = 55
  ROW_BYTES                  = 334
  ^STRUCTURE                 = "COSISCOPE_HK.FMT"
  DESCRIPTION                 = "COSISCOPE HOUSEKEEPING INFORMATION"
END_OBJECT                   = COSISCOPE_HK_TABLE

```

END

COSISCOPE_HK.FMT:

```

OBJECT                       = COLUMN
  COLUMN_NUMBER              = 1
  NAME                       = "T1_SCOPE_MIN"
  DATA_TYPE                 = ASCII_REAL
  START_BYTE                 = 1
  BYTES                      = 7
  UNIT                      = "DEGREE KELVIN"
  MISSING_CONSTANT           = 999.9
  FORMAT                     = "F7.1"
  DESCRIPTION                 = "T1_SCOPE COSISCOPE TEMPERATURE MINIMUM AT CAMERA"
END_OBJECT                   = COLUMN

```

```

OBJECT                       = COLUMN
  COLUMN_NUMBER              = 2
  NAME                       = "T1_SCOPE_MEAN"
  DATA_TYPE                 = ASCII_REAL
  START_BYTE                 = 9
  BYTES                      = 7
  UNIT                      = "DEGREE KELVIN"
  MISSING_CONSTANT           = 999.9
  FORMAT                     = "F7.1"
  DESCRIPTION                 = "T1_SCOPE COSISCOPE TEMPERATURE MEAN AT CAMERA"
END_OBJECT                   = COLUMN

```

```

OBJECT                       = COLUMN
  COLUMN_NUMBER              = 3
  NAME                       = "T1_SCOPE_MAX"
  DATA_TYPE                 = ASCII_REAL
  START_BYTE                 = 17
  BYTES                      = 7
  UNIT                      = "DEGREE KELVIN"
  MISSING_CONSTANT           = 999.9
  FORMAT                     = "F7.1"
  DESCRIPTION                 = "T1_SCOPE COSISCOPE TEMPERATURE MAXIMUM AT CAMERA"
END_OBJECT                   = COLUMN

```

```

OBJECT                       = COLUMN
  COLUMN_NUMBER              = 4

```

```

NAME = "T1_SCOPE_STD"
DATA_TYPE = ASCII_REAL
START_BYTE = 25
BYTES = 7
UNIT = "DEGREE KELVIN"
MISSING_CONSTANT = 999.9
FORMAT = "F7.1"
DESCRIPTION = "T1_SCOPE COSISCOPE TEMPERATURE STANDARD DEVIATION
AT CAMERE"
END_OBJECT = COLUMN

OBJECT = COLUMN
COLUMN_NUMBER = 5
NAME = "T3_SCOPE_MIN"
DATA_TYPE = ASCII_REAL
START_BYTE = 33
BYTES = 7
UNIT = "DEGREE KELVIN"
MISSING_CONSTANT = 999.9
FORMAT = "F7.1"
DESCRIPTION = "T3_SCOPE COSISCOPE TEMPERATURE MINIMUM AT CDPU"
END_OBJECT = COLUMN

OBJECT = COLUMN
COLUMN_NUMBER = 6
NAME = "T3_SCOPE_MEAN"
DATA_TYPE = ASCII_REAL
START_BYTE = 41
BYTES = 7
UNIT = "DEGREE KELVIN"
MISSING_CONSTANT = 999.9
FORMAT = "F7.1"
DESCRIPTION = "T3_SCOPE COSISCOPE TEMPERATURE MEAN AT CDPU"
END_OBJECT = COLUMN

OBJECT = COLUMN
COLUMN_NUMBER = 7
NAME = "T3_SCOPE_MAX"
DATA_TYPE = ASCII_REAL
START_BYTE = 49
BYTES = 7
UNIT = "DEGREE KELVIN"
MISSING_CONSTANT = 999.9
FORMAT = "F7.1"
DESCRIPTION = "T3_SCOPE COSISCOPE TEMPERATURE MAXIMUM AT CDPU"
END_OBJECT = COLUMN

OBJECT = COLUMN
COLUMN_NUMBER = 8
NAME = "T3_SCOPE_STD"
DATA_TYPE = ASCII_REAL
START_BYTE = 57
BYTES = 7
UNIT = "DEGREE KELVIN"
MISSING_CONSTANT = 999.9
FORMAT = "F7.1"
DESCRIPTION = "T3_SCOPE COSISCOPE TEMPERATURE STANDARD DEVIATION
AT CDPU"
END_OBJECT = COLUMN

OBJECT = COLUMN
COLUMN_NUMBER = 9
NAME = "T4_SCOPE_MIN"
DATA_TYPE = ASCII_REAL
START_BYTE = 65
BYTES = 7
UNIT = "DEGREE KELVIN"
MISSING_CONSTANT = 999.9
FORMAT = "F7.1"
DESCRIPTION = "T4_SCOPE COSISCOPE TEMPERATURE MINIMUM AT OPTICS"
END_OBJECT = COLUMN

OBJECT = COLUMN
COLUMN_NUMBER = 10
NAME = "T4_SCOPE_MEAN"

```

```

DATA_TYPE           = ASCII_REAL
START_BYTE          = 73
BYTES               = 7
UNIT                = "DEGREE KELVIN"
MISSING_CONSTANT    = 999.9
FORMAT              = "F7.1"
DESCRIPTION         = "T4_SCOPE COSISCOPE TEMPERATURE MEAN AT OPTICS"
END_OBJECT          = COLUMN

OBJECT              = COLUMN
COLUMN_NUMBER       = 11
NAME                = "T4_SCOPE_MAX"
DATA_TYPE           = ASCII_REAL
START_BYTE          = 81
BYTES               = 7
UNIT                = "DEGREE KELVIN"
MISSING_CONSTANT    = 999.9
FORMAT              = "F7.1"
DESCRIPTION         = "T4_SCOPE COSISCOPE TEMPERATURE MAXIMUM AT OPTICS"
END_OBJECT          = COLUMN

OBJECT              = COLUMN
COLUMN_NUMBER       = 12
NAME                = "T4_SCOPE_STD"
DATA_TYPE           = ASCII_REAL
START_BYTE          = 89
BYTES               = 7
UNIT                = "DEGREE KELVIN"
MISSING_CONSTANT    = 999.9
FORMAT              = "F7.1"
DESCRIPTION         = "T4_SCOPE COSISCOPE TEMPERATURE STANDARD DEVIATION
                      AT OPTICS"
END_OBJECT          = COLUMN

OBJECT              = COLUMN
COLUMN_NUMBER       = 13
NAME                = MODE
DATA_TYPE           = ASCII_INTEGER
START_BYTE          = 97
BYTES               = 1
FORMAT              = "I1"
DESCRIPTION         = "0 = ONLY GRAINS INFORMATION,
                      1 = ONE OR TWO COMPRESSED IMAGES ARE ALSO
                      GENERATED DEPENDING ON THE COMMAND WORD"
END_OBJECT          = COLUMN

OBJECT              = COLUMN
COLUMN_NUMBER       = 14
NAME                = CCD_CLEAN
DATA_TYPE           = ASCII_INTEGER
START_BYTE          = 99
BYTES               = 1
FORMAT              = "I1"
DESCRIPTION         = "NUMBER OF ADDITIONAL CLEAN IMAGES WHICH HAVE BEEN
                      PROGRAMMED TO GET RID OF ACCUMULATED CHARGES ON
                      THE CCD. NOMINAL IS 0 FROM -20 CELSIUS DEGREE TO
                      +25 CELSIUS DEGREE OPERATING TEMPERATURE"
END_OBJECT          = COLUMN

OBJECT              = COLUMN
COLUMN_NUMBER       = 15
NAME                = DARK
DATA_TYPE           = ASCII_INTEGER
START_BYTE          = 101
BYTES               = 1
FORMAT              = "I1"
DESCRIPTION         = "0=NO DARK CURRENT SUBTRACTION,
                      1=DARK CURRENT SUBTRACTION
                      THIS PARAMETER DEFINES WHETHER A DARK CURRENT IMAGE
                      WAS TO BE SUBTRACTED FROM THE COSISCOPE IMAGE
                      BEFORE THE IMPLEMENTATION OF THE GRAIN SEACH
                      ALGORITHM AND (IF REQUIRED BY THE COMMAND)
                      THE TRANSMISSION OF THE IMAGE(S)"
END_OBJECT          = COLUMN

```

```

OBJECT          = COLUMN
  COLUMN_NUMBER = 16
  NAME          = DETECTION
  DATA_TYPE    = ASCII_INTEGER
  START_BYTE    = 103
  BYTES         = 1
  FORMAT        = "I1"
  DESCRIPTION   = "0 = GRAINS ARE SEARCHED FOR AS POSITIVE ALBEDO
                  CONTRASTS
                  1 = EACH LINE (TOWARDS THE LED) IS FIRST
                  DIFFERENTIATED, THEN GRAINS ARE SEARCHED FOR
                  AS PEAKS IN THE DIFFERENTIALS"
END_OBJECT     = COLUMN

OBJECT          = COLUMN
  COLUMN_NUMBER = 17
  NAME          = THRESHOLD
  DATA_TYPE    = ASCII_INTEGER
  START_BYTE    = 105
  BYTES         = 1
  FORMAT        = "I1"
  DESCRIPTION   = "THE DETECTION LEVEL (0 TO 7) DEFINE THE FACTOR
                  ABOVE THE BACKGROUND, WHICH CONSTITUTES A DETECTION
                  FOR VALUES 1 TO 7 FACTORS 5,6,7,8,10,12,16.
                  A VALUE OF 0 GENERATES A TEST IMAGE WHICH IS
                  PROCESSED NOMINALLY."
END_OBJECT     = COLUMN

OBJECT          = COLUMN
  COLUMN_NUMBER = 18
  NAME          = PACKING
  DATA_TYPE    = ASCII_INTEGER
  START_BYTE    = 107
  BYTES         = 1
  FORMAT        = "I1"
  DESCRIPTION   = "IMAGE COMPRESSION MODE (0 TO 3)
                  0: BIT-PACKING (10 BITS / PIXELS
                  1: REVERSIBLE COMPRESSION
                  2: WAVELET COMPRESSION, 1 BIT/PIXEL
                  3: WAVELET COMPRESSION, 2 BITS/PIXEL"
END_OBJECT     = COLUMN

OBJECT          = COLUMN
  COLUMN_NUMBER = 19
  NAME          = MINUS_X_LED
  DATA_TYPE    = ASCII_INTEGER
  START_BYTE    = 109
  BYTES         = 1
  FORMAT        = "I1"
  DESCRIPTION   = "0,1,2,4 =NO -X LED USED, 3,5,6,7=-X LED USED"
END_OBJECT     = COLUMN

OBJECT          = COLUMN
  COLUMN_NUMBER = 20
  NAME          = PLUS_X_LED
  DATA_TYPE    = ASCII_INTEGER
  START_BYTE    = 111
  BYTES         = 1
  FORMAT        = "I1"
  DESCRIPTION   = "0,1,2,4=NO +X LED USED, 3,5,6,7=+X LED USED"
END_OBJECT     = COLUMN

OBJECT          = COLUMN
  COLUMN_NUMBER = 21
  NAME          = PLUS_X_LED_ACQ_TIME
  DATA_TYPE    = ASCII_INTEGER
  START_BYTE    = 113
  BYTES         = 5
  UNIT          = "MILLISECOND"
  FORMAT        = "I5"
  DESCRIPTION   = "PLUS X LED ACQUISITION TIME IN MS, DEFAULT 300 MS"
END_OBJECT     = COLUMN

OBJECT          = COLUMN
  COLUMN_NUMBER = 22

```

NAME = MINUS_X_LED_ACQ_TIME
DATA_TYPE = ASCII_INTEGER
START_BYTE = 119
BYTES = 5
UNIT = "MILLISECOND"
FORMAT = "I5"
DESCRIPTION = "MINUS X LED ACQUISITION TIME IN MS, DEFAULT 300 MS"
END_OBJECT = COLUMN

OBJECT = COLUMN
COLUMN_NUMBER = 23
NAME = PLUS_X_LED_BIAS
DATA_TYPE = ASCII_INTEGER
START_BYTE = 125
BYTES = 3
FORMAT = "I3"
DESCRIPTION = "PLUS X LED BIAS"
END_OBJECT = COLUMN

OBJECT = COLUMN
COLUMN_NUMBER = 24
NAME = MINUS_X_LED_BIAS
DATA_TYPE = ASCII_INTEGER
START_BYTE = 129
BYTES = 3
FORMAT = "I3"
DESCRIPTION = "MINUS X LED BIAS"
END_OBJECT = COLUMN

OBJECT = COLUMN
COLUMN_NUMBER = 25
NAME = PLUS_X_LED_GAIN
DATA_TYPE = ASCII_INTEGER
START_BYTE = 133
BYTES = 3
FORMAT = "I3"
DESCRIPTION = "PLUS X LED GAIN"
END_OBJECT = COLUMN

OBJECT = COLUMN
COLUMN_NUMBER = 26
NAME = MINUS_X_LED_GAIN
DATA_TYPE = ASCII_INTEGER
START_BYTE = 137
BYTES = 3
FORMAT = "I3"
DESCRIPTION = "MINUS X LED GAIN"
END_OBJECT = COLUMN

OBJECT = COLUMN
COLUMN_NUMBER = 27
NAME = PLUS_X_CAL_QUALITY
DATA_TYPE = ASCII_INTEGER
START_BYTE = 141
BYTES = 5
FORMAT = "I5"
MISSING_CONSTANT = 43960
DESCRIPTION = "PLUS X LED CALIBRATION STRIP POSITION QUALITY"
END_OBJECT = COLUMN

OBJECT = COLUMN
COLUMN_NUMBER = 28
NAME = PLUS_X_AX
DATA_TYPE = ASCII_INTEGER
START_BYTE = 147
BYTES = 5
FORMAT = "I5"
MISSING_CONSTANT = 43960
DESCRIPTION = "PLUS X LED A DOT X POSITION"
END_OBJECT = COLUMN

OBJECT = COLUMN
COLUMN_NUMBER = 29
NAME = PLUS_X_AY
DATA_TYPE = ASCII_INTEGER


```

START_BYTE      = 153
BYTES           = 5
FORMAT          = "I5"
MISSING_CONSTANT = 43960
DESCRIPTION     = "PLUS X LED A DOT Y POSITION"
END_OBJECT     = COLUMN

OBJECT          = COLUMN
COLUMN_NUMBER   = 30
NAME           = PLUS_X_BX
DATA_TYPE      = ASCII_INTEGER
START_BYTE     = 159
BYTES          = 5
FORMAT        = "I5"
MISSING_CONSTANT = 43960
DESCRIPTION   = "PLUS X LED B DOT X POSITION"
END_OBJECT    = COLUMN

OBJECT          = COLUMN
COLUMN_NUMBER   = 31
NAME           = PLUS_X_BY
DATA_TYPE      = ASCII_INTEGER
START_BYTE     = 165
BYTES          = 5
FORMAT        = "I5"
MISSING_CONSTANT = 43960
DESCRIPTION   = "PLUS X LED B DOT Y POSITION"
END_OBJECT    = COLUMN

OBJECT          = COLUMN
COLUMN_NUMBER   = 32
NAME           = PLUS_X_LABEL
DATA_TYPE      = ASCII_INTEGER
START_BYTE     = 171
BYTES          = 5
FORMAT        = "I5"
MISSING_CONSTANT = 43960
DESCRIPTION   = "PLUS X LED SUBSTRATE LABEL
                THE SUBSTRATE ID:S MATCH THE SUBSTRATE LABELS
                IN THE REFERENCE STRIP WITH THE FOLLOWING TABLE:
                1C1 = 63
                2C1 = 95
                3C1 = 111
                1C2 = 119
                2C2 = 123
                3C2 = 125
                1C3 = 126
                2C3 = 159
                3C3 = 175
                1C4 = 183
                2C4 = 187
                3C4 = 189
                1C5 = 190
                2C5 = 207
                3C5 = 215
                1C6 = 219
                2C6 = 221
                3C6 = 222
                1C7 = 231
                2C7 = 235
                3C7 = 237
                1C8 = 238
                2C8 = 243
                3C8 = 245
                1C9 = 246
                2C9 = 249
                3C9 = 250
                1CA = 252
                2CA = 287
                3CA = 303
                1CB = 311
                2CB = 315
                3CB = 317
                1CC = 318
                2CC = 335

```

3CC = 343
1CD = 347
2CD = 349
3CD = 350
1CE = 359
2CE = 363
3CE = 365
1CF = 366
2CF = 371
3CF = 373
1D0 = 374
2D0 = 377
3D0 = 378
1D1 = 380
2D1 = 399
3D1 = 407
1D2 = 411
2D2 = 413
3D2 = 414
1D3 = 423
2D3 = 427
3D3 = 429
1D4 = 430
2D4 = 435
3D4 = 437
1D5 = 438
2D5 = 441
3D5 = 442
1D6 = 444
2D6 = 455
3D6 = 459
1D7 = 461
2D7 = 462
3D7 = 467
1D8 = 469
2D8 = 470
3D8 = 473"

END_OBJECT = COLUMN

OBJECT = COLUMN
COLUMN_NUMBER = 33
NAME = PLUS_X_SUBST_QUALITY
DATA_TYPE = ASCII_INTEGER
START_BYTE = 177
BYTES = 5
FORMAT = "I5"
MISSING_CONSTANT = 43960
DESCRIPTION = "PLUS X LED SUBSTRACE POSITION QUALITY"
END_OBJECT = COLUMN

OBJECT = COLUMN
COLUMN_NUMBER = 34
NAME = PLUS_X_CX
DATA_TYPE = ASCII_INTEGER
START_BYTE = 183
BYTES = 5
FORMAT = "I5"
MISSING_CONSTANT = 43960
DESCRIPTION = "PLUS X LED C DOT X POSITION"
END_OBJECT = COLUMN

OBJECT = COLUMN
COLUMN_NUMBER = 35
NAME = PLUS_X_CY
DATA_TYPE = ASCII_INTEGER
START_BYTE = 189
BYTES = 5
FORMAT = "I5"
MISSING_CONSTANT = 43960
DESCRIPTION = "PLUS X LED C DOT Y POSITION"
END_OBJECT = COLUMN

OBJECT = COLUMN
COLUMN_NUMBER = 36
NAME = PLUS_X_DX

```

DATA_TYPE           = ASCII_INTEGER
START_BYTE         = 195
BYTES              = 5
FORMAT             = "I5"
MISSING_CONSTANT   = 43960
DESCRIPTION        = "PLUS X LED D DOT X POSITION"
END_OBJECT

OBJECT             = COLUMN
COLUMN_NUMBER      = 37
NAME               = PLUS_X_DY
DATA_TYPE          = ASCII_INTEGER
START_BYTE         = 201
BYTES              = 5
FORMAT             = "I5"
MISSING_CONSTANT   = 43960
DESCRIPTION        = "PLUS X LED D DOT Y POSITION"
END_OBJECT

OBJECT             = COLUMN
COLUMN_NUMBER      = 38
NAME               = PLUS_X_TARGET_LABEL
DATA_TYPE          = ASCII_INTEGER
START_BYTE         = 207
BYTES              = 5
FORMAT             = "I5"
MISSING_CONSTANT   = 43960
DESCRIPTION        = "PLUS X LED TARGET LABEL (N/A WITH FLIGHT TARGETS)"
END_OBJECT

OBJECT             = COLUMN
COLUMN_NUMBER      = 39
NAME               = MINUS_X_CAL_QUALITY
DATA_TYPE          = ASCII_INTEGER
START_BYTE         = 213
BYTES              = 5
FORMAT             = "I5"
MISSING_CONSTANT   = 43960
DESCRIPTION        = "MINUS X LED CALIBRATION STRIP POSITION QUALITY"
END_OBJECT

OBJECT             = COLUMN
COLUMN_NUMBER      = 40
NAME               = MINUS_X_AX
DATA_TYPE          = ASCII_INTEGER
START_BYTE         = 219
BYTES              = 5
FORMAT             = "I5"
MISSING_CONSTANT   = 43960
DESCRIPTION        = "MINUS X LED A DOT X POSITION"
END_OBJECT

OBJECT             = COLUMN
COLUMN_NUMBER      = 41
NAME               = MINUS_X_AY
DATA_TYPE          = ASCII_INTEGER
START_BYTE         = 225
BYTES              = 5
FORMAT             = "I5"
MISSING_CONSTANT   = 43960
DESCRIPTION        = "MINUS X LED A DOT Y POSITION"
END_OBJECT

OBJECT             = COLUMN
COLUMN_NUMBER      = 42
NAME               = MINUS_X_BX
DATA_TYPE          = ASCII_INTEGER
START_BYTE         = 231
BYTES              = 5
FORMAT             = "I5"
MISSING_CONSTANT   = 43960
DESCRIPTION        = "MINUS X LED B DOT X POSITION"
END_OBJECT

OBJECT             = COLUMN

```

```

COLUMN_NUMBER      = 43
NAME               = MINUS_X_BY
DATA_TYPE         = ASCII_INTEGER
START_BYTE       = 237
BYTES            = 5
FORMAT           = "I5"
MISSING_CONSTANT = 43960
DESCRIPTION       = "MINUS X LED B DOT Y POSITION"
END_OBJECT        = COLUMN

OBJECT            = COLUMN
COLUMN_NUMBER    = 44
NAME             = MINUS_X_LABEL
DATA_TYPE       = ASCII_INTEGER
START_BYTE     = 243
BYTES          = 5
FORMAT        = "I5"
MISSING_CONSTANT = 43960
DESCRIPTION   = "MINUS X LED SUBSTRATE LABEL
                THE SUBSTRATE ID:S MATCH THE SUBSTRATE LABELS
                IN THE REFERENCE STRIP WITH THE FOLLOWING TABLE:
                1C1 = 63
                2C1 = 95
                3C1 = 111
                1C2 = 119
                2C2 = 123
                3C2 = 125
                1C3 = 126
                2C3 = 159
                3C3 = 175
                1C4 = 183
                2C4 = 187
                3C4 = 189
                1C5 = 190
                2C5 = 207
                3C5 = 215
                1C6 = 219
                2C6 = 221
                3C6 = 222
                1C7 = 231
                2C7 = 235
                3C7 = 237
                1C8 = 238
                2C8 = 243
                3C8 = 245
                1C9 = 246
                2C9 = 249
                3C9 = 250
                1CA = 252
                2CA = 287
                3CA = 303
                1CB = 311
                2CB = 315
                3CB = 317
                1CC = 318
                2CC = 335
                3CC = 343
                1CD = 347
                2CD = 349
                3CD = 350
                1CE = 359
                2CE = 363
                3CE = 365
                1CF = 366
                2CF = 371
                3CF = 373
                1D0 = 374
                2D0 = 377
                3D0 = 378
                1D1 = 380
                2D1 = 399
                3D1 = 407
                1D2 = 411
                2D2 = 413
                3D2 = 414

```

```

1D3 = 423
2D3 = 427
3D3 = 429
1D4 = 430
2D4 = 435
3D4 = 437
1D5 = 438
2D5 = 441
3D5 = 442
1D6 = 444
2D6 = 455
3D6 = 459
1D7 = 461
2D7 = 462
3D7 = 467
1D8 = 469
2D8 = 470
3D8 = 473"
END_OBJECT = COLUMN

OBJECT = COLUMN
COLUMN_NUMBER = 45
NAME = MINUS_X_SUBST_QUALITY
DATA_TYPE = ASCII_INTEGER
START_BYTE = 249
BYTES = 5
FORMAT = "I5"
MISSING_CONSTANT = 43960
DESCRIPTION = "MINUS X LED SUBSTRACE POSITION QUALITY"
END_OBJECT = COLUMN

OBJECT = COLUMN
COLUMN_NUMBER = 46
NAME = MINUS_X_CX
DATA_TYPE = ASCII_INTEGER
START_BYTE = 255
BYTES = 5
FORMAT = "I5"
MISSING_CONSTANT = 43960
DESCRIPTION = "MINUS X LED C DOT X POSITION"
END_OBJECT = COLUMN

OBJECT = COLUMN
COLUMN_NUMBER = 47
NAME = MINUS_X_CY
DATA_TYPE = ASCII_INTEGER
START_BYTE = 261
BYTES = 5
FORMAT = "I5"
MISSING_CONSTANT = 43960
DESCRIPTION = "MINUS X LED C DOT Y POSITION"
END_OBJECT = COLUMN

OBJECT = COLUMN
COLUMN_NUMBER = 48
NAME = MINUS_X_DX
DATA_TYPE = ASCII_INTEGER
START_BYTE = 267
BYTES = 5
FORMAT = "I5"
MISSING_CONSTANT = 43960
DESCRIPTION = "MINUS X LED D DOT X POSITION"
END_OBJECT = COLUMN

OBJECT = COLUMN
COLUMN_NUMBER = 49
NAME = MINUS_X_DY
DATA_TYPE = ASCII_INTEGER
START_BYTE = 273
BYTES = 5
FORMAT = "I5"
MISSING_CONSTANT = 43960
DESCRIPTION = "MINUS X LED D DOT Y POSITION"
END_OBJECT = COLUMN

```

OBJECT = COLUMN
COLUMN_NUMBER = 50
NAME = MINUS_X_TARGET_LABEL
DATA_TYPE = ASCII_INTEGER
START_BYTE = 279
BYTES = 5
FORMAT = "I5"
MISSING_CONSTANT = 43960
DESCRIPTION = "MINUS X LED TARGET LABEL (N/A WITH FLIGHT TARGETS)"
END_OBJECT = COLUMN

OBJECT = COLUMN
COLUMN_NUMBER = 51
NAME = X_OFFSET
DATA_TYPE = ASCII_REAL
START_BYTE = 285
BYTES = 9
UNIT = "MICROMETER"
FORMAT = "F9.2"
DESCRIPTION = "SUBSTRATE OFFSET IN X"
END_OBJECT = COLUMN

OBJECT = COLUMN
COLUMN_NUMBER = 52
NAME = Y_OFFSET
DATA_TYPE = ASCII_REAL
START_BYTE = 295
BYTES = 9
UNIT = "MICROMETER"
FORMAT = "F9.2"
DESCRIPTION = "SUBSTRATE OFFSET IN Y"
END_OBJECT = COLUMN

OBJECT = COLUMN
COLUMN_NUMBER = 53
NAME = X_ORIGIN
DATA_TYPE = ASCII_REAL
START_BYTE = 305
BYTES = 9
UNIT = "MICROMETER"
FORMAT = "F9.2"
DESCRIPTION = "SUBSTRATE ORIGIN X IN COSISCOPE FIELD OF VIEW"
END_OBJECT = COLUMN

OBJECT = COLUMN
COLUMN_NUMBER = 54
NAME = Y_ORIGIN
DATA_TYPE = ASCII_REAL
START_BYTE = 315
BYTES = 9
UNIT = "MICROMETER"
FORMAT = "F9.2"
DESCRIPTION = "SUBSTRATE ORIGIN Y IN COSISCOPE FIELD OF VIEW"
END_OBJECT = COLUMN

OBJECT = COLUMN
COLUMN_NUMBER = 55
NAME = ROTATION
DATA_TYPE = ASCII_REAL
START_BYTE = 325
BYTES = 8
UNIT = "DEGREE"
FORMAT = "F8.4"
DESCRIPTION = "SUBSTRATE ROTATION ANGLE"
END_OBJECT = COLUMN

OBJECT = COLUMN
COLUMN_NUMBER = 56
NAME = MASK
DATA_TYPE = ASCII_REAL
START_BYTE = 335
BYTES = 16
FORMAT = "A16"
DESCRIPTION = "THE MASK IS A 64-BIT HEXNUMBER, WERE EACH BIT DESCRIBES A 128*128 BITS SIZE SQUARE. EACH FOUR

HEXNUMBERS DEFINE A VERTICAL STRIPE, WHERE THE BITS ARE COUNTED FROM THE TOP LEFT CORNER DOWNWARDS IN TWO COLUMNS. THE MASK 0201-0804-2010-8040 WOULD DEFINE A DIAGONAL OF EIGHT 128*128 BIT SQUARES FROM THE TOP LEFT CORNER TO THE BOTTOM RIGHT CORNER OF THE IMAGE."

END_OBJECT = COLUMN

4.3.12 Substrate history ancillary product

4.3.12.1 General description

Substrate history product contains information about substrate storage and expose periods, cleaning and heating actions, COSISCOPE camera images and grains lists and any spectra taken. The history product contains history from the moment substrates were installed in the COSIMA flight instrument.

4.3.12.2 Label example

```

PDS_VERSION_ID           = PDS3
LABEL_REVISION_NOTE      = "V1.1"

/* FILE FORMAT */
RECORD_TYPE              = FIXED_LENGTH
RECORD_BYTES             = 148
FILE_RECORDS             = 67
LABEL_RECORDS           = 18
/* POINTER TO DATA OBJECT */
^HISTORY_TABLE          = 19

/* GENERAL DATA DESCRIPTION PARAMETERS */
FILE_NAME                = "CS_2D8_SUBSTRATE_HIST.TAB"
DATA_SET_ID              = "RO-CAL-COSIMA-3-V2.0"
DATA_SET_NAME            = "ROSETTA-ORBITER CAL COSIMA 3 V2.0"
PRODUCT_ID               = "CS_2D8_SUBSTRATE_HIST"
PRODUCT_CREATION_TIME    = 2008-11-12T09:15:54
PRODUCT_TYPE             = "ANCDR"
PROCESSING_LEVEL_ID     = 6
MISSION_ID               = "ROSETTA"
MISSION_NAME             = "INTERNATIONAL ROSETTA MISSION"
MISSION_PHASE_NAME      = "N/A"
INSTRUMENT_HOST_ID      = "RO"
INSTRUMENT_HOST_NAME    = "ROSETTA-ORBITER"
INSTRUMENT_ID           = "COSIMA"
INSTRUMENT_NAME         = "COMETARY SECONDARY ION MASS ANALYZER"
INSTRUMENT_TYPE         = "MASS SPECTROMETER"
INSTRUMENT_MODE_ID     = "N/A"
INSTRUMENT_MODE_DESC    = "N/A"
TARGET_NAME             = "CALIBRATION"
TARGET_TYPE             = "CALIBRATION"
START_TIME              = 2002-05-29T00:00:00
STOP_TIME               = 2008-07-24T00:00:00
SPACECRAFT_CLOCK_START_COUNT = "N/A"
SPACECRAFT_CLOCK_STOP_COUNT = "1/0175478364.35517"
SC_SUN_POSITION_VECTOR  = "N/A"
SC_TARGET_POSITION_VECTOR = "N/A"
SC_TARGET_VELOCITY_VECTOR = "N/A"
SPACECRAFT_ALTITUDE     = "N/A"
SUB_SPACECRAFT_LATITUDE = "N/A"
SUB_SPACECRAFT_LONGITUDE = "N/A"
PRODUCER_ID             = "FMI"
PRODUCER_FULL_NAME      = "JOHAN SILEN"
PRODUCER_INSTITUTION_NAME = "FINNISH METEOROLOGICAL INSTITUTE"
DATA_QUALITY_ID         = -1
DATA_QUALITY_DESC       = "-1 = not checked"
ROSETTA: COSIMA_SUBSTRATE_ID = "2D8"
ROSETTA: COSIMA_SUBSTRATE_DESC = "Silver, blank"

OBJECT                   = HISTORY_TABLE
  NAME                   = SUBSTRATE_HISTORY
  INTERCHANGE_FORMAT     = ASCII

```

```

ROWS                = 49
COLUMNS            = 9
ROW_BYTES           = 148
^STRUCTURE          = "COSIMA_HISTORY.FMT"
DESCRIPTION         = "SUBSTRATE HISTORY"
END_OBJECT          = HISTORY_TABLE

```

END

COSIMA_HISTORY.FMT:

```

OBJECT              = COLUMN
  COLUMN_NUMBER     = 1
  NAME              = UTC_START_DATE
  DATA_TYPE        = DATE
  START_BYTE        = 1
  BYTES             = 19
  FORMAT            = "A19"
  DESCRIPTION       = "START TIME IN UTC"
END_OBJECT          = COLUMN
OBJECT              = COLUMN
  COLUMN_NUMBER     = 2
  NAME              = UTC_STOP_DATE
  DATA_TYPE        = DATE
  START_BYTE        = 21
  BYTES             = 19
  FORMAT            = "A19"
  DESCRIPTION       = "STOP TIME IN UTC"
END_OBJECT          = COLUMN
OBJECT              = COLUMN
  COLUMN_NUMBER     = 3
  NAME              = TIME
  DATA_TYPE        = ASCII_INTEGER
  START_BYTE        = 41
  BYTES             = 10
  UNIT              = "SECOND"
  MISSING_CONSTANT = -1
  FORMAT            = "I10"
  DESCRIPTION       = "TIME SPENT IN THE POSITION IN SECONDS"
END_OBJECT          = COLUMN
OBJECT              = COLUMN
  COLUMN_NUMBER     = 4
  NAME              = POSITION
  DATA_TYPE        = CHARACTER
  START_BYTE        = 53
  BYTES             = 9
  FORMAT            = "A9"
  DESCRIPTION       = "POSITION, POSSIBLE VALUES ARE
                        STORAGE, in target storage
                        IMAGE, substrate image
                        GRAINS, dust position list
                        PEAKS, peak list acquisition
                        SCAN, total count acquisition
                        SPECTRUM, spectrum acquisition
                        EXPOSE, exposed to the outside
                        CLEAN, at beam cleaning position
                        CHEMISTRY, at heating station"
END_OBJECT          = COLUMN
OBJECT              = COLUMN
  COLUMN_NUMBER     = 5
  NAME              = X_COORDINATE
  DATA_TYPE        = ASCII_INTEGER
  START_BYTE        = 64
  BYTES             = 5
  UNIT              = "MICROMETER"
  MISSING_CONSTANT = -1
  FORMAT            = "I5"
  DESCRIPTION       = "SUBSTRATE X-COORDINATE IN MICROMETERS,
                        ZERO IS AT LEFT"
END_OBJECT          = COLUMN
OBJECT              = COLUMN
  COLUMN_NUMBER     = 6
  NAME              = Y_COORDINATE
  DATA_TYPE        = ASCII_INTEGER

```



```

START_BYTE           = 70
BYTES                = 5
UNIT                 = "MICROMETER"
MISSING_CONSTANT    = -1
FORMAT               = "I5"
DESCRIPTION          = "SUBSTRATE Y-COORDINATE IN MICROMETERS,
                        ZERO IS AT BOTTOM"
END_OBJECT           = COLUMN
OBJECT              = COLUMN
COLUMN_NUMBER        = 7
NAME                 = TIP_CURRENT
DATA_TYPE            = ASCII_INTEGER
START_BYTE           = 76
BYTES                = 3
MISSING_CONSTANT    = -99
FORMAT               = "I3"
UNIT                 = "MICROAMPERE"
DESCRIPTION          = "INDIUM BEAM TIP CURRENT"
END_OBJECT           = COLUMN
OBJECT              = COLUMN
COLUMN_NUMBER        = 8
NAME                 = SCIENCE_FILENAME
DATA_TYPE            = CHARACTER
START_BYTE           = 81
BYTES                = 31
FORMAT               = "A31"
DESCRIPTION          = "SCIENCE DATA LABEL FILENAME"
END_OBJECT           = COLUMN
OBJECT              = COLUMN
COLUMN_NUMBER        = 9
NAME                 = HOUSEKEEPING_FILENAME
DATA_TYPE            = CHARACTER
START_BYTE           = 115
BYTES                = 31
FORMAT               = "A31"
DESCRIPTION          = "SCIENCE DATA RELATED HOUSEKEEPING LABEL
                        FILENAME"
END_OBJECT           = COLUMN

```

4.3.13 Substrate named position product

4.3.13.1 General description

Substrate name position product contains manually named new features on the substrates, with the date range corresponding to the expose period.

4.3.13.2 Label example

```

PDS_VERSION_ID      = PDS3
LABEL_REVISION_NOTE = "V1.0"

/* FILE FORMAT */
RECORD_TYPE          = FIXED_LENGTH
RECORD_BYTES         = 123
FILE_RECORDS         = 1973
LABEL_RECORDS        = 24
/* POINTER TO DATA OBJECT */
^POSITION_TABLE      = 25

/* GENERAL DATA DESCRIPTION PARAMETERS */
FILE_NAME             = "CS_1CF_SUBSTRATE_POSITION.TAB"
DATA_SET_ID           = "RO-C-COSIMA-3-V5.0"
DATA_SET_NAME         = "ROSETTA-ORBITER 67P COSIMA 3 V5.0"
PRODUCT_ID           = "CS_1CF_SUBSTRATE_POSITION"
PRODUCT_CREATION_TIME = 2016-06-25T19:24:28
PRODUCT_TYPE          = "ANCDR"
PROCESSING_LEVEL_ID   = "6"
MISSION_ID            = "ROSETTA"
MISSION_NAME          = "INTERNATIONAL ROSETTA MISSION"
MISSION_PHASE_NAME    = "N/A"
INSTRUMENT_HOST_ID   = "RO"
INSTRUMENT_HOST_NAME = "ROSETTA-ORBITER"
INSTRUMENT_ID         = "COSIMA"

```

```

INSTRUMENT_NAME           = "COMETARY SECONDARY ION MASS ANALYZER"
INSTRUMENT_TYPE           = "MASS SPECTROMETER"
INSTRUMENT_MODE_ID       = "N/A"
INSTRUMENT_MODE_DESC     = "N/A"
TARGET_NAME               = "CALIBRATION"
TARGET_TYPE               = "CALIBRATION"
START_TIME                = 2002-05-29T00:00:00
STOP_TIME                 = 2016-01-12T23:59:59
SPACECRAFT_CLOCK_START_COUNT = "N/A"
SPACECRAFT_CLOCK_STOP_COUNT = "1/0411263916.50470"
SC_SUN_POSITION_VECTOR   = "N/A"
SC_TARGET_POSITION_VECTOR = "N/A"
SC_TARGET_VELOCITY_VECTOR = "N/A"
SPACECRAFT_ALTITUDE      = "N/A"
SUB_SPACECRAFT_LATITUDE  = "N/A"
SUB_SPACECRAFT_LONGITUDE = "N/A"
PRODUCER_ID              = "MPS"
PRODUCER_FULL_NAME       = "JOHAN SILEN"
PRODUCER_INSTITUTION_NAME = "MAX PLANCK INSTITUTE
                           FOR SOLAR SYSTEM RESEARCH"
DESCRIPTION               = "SUBSTRATE POSITIONS IDENTIFIED BY
                           SIHANE MEROUANE/MPS"
DATA_QUALITY_ID          = "-1"
DATA_QUALITY_DESC        = "-1 = not checked"
ROSETTA:PIPELINE_VERSION_ID = "version 2.5"
ROSETTA:COSIMA_SUBSTRATE_ID = "1CF"
ROSETTA:COSIMA_SUBSTRATE_DESC = "Gold, 8 micrometer
                                thickness"

```

```

OBJECT                     = POSITION_TABLE
NAME                       = POSITIONS
INTERCHANGE_FORMAT        = ASCII
ROWS                       = 1949
COLUMNS                   = 6
ROW_BYTES                  = 123
^STRUCTURE                 = "COSIMA_POSITION.FMT"
DESCRIPTION                = "NAMED POSITIONS FOR THE SUBSTRATE"
END_OBJECT                 = POSITION_TABLE

```

END

COSIMA_POSITION.FMT

```

OBJECT                     = COLUMN
COLUMN_NUMBER              = 1
NAME                       = POSITION_FIRST_NAME
DATA_TYPE                  = CHARACTER
START_BYTE                 = 2
BYTES                      = 32
FORMAT                     = "A32"
DESCRIPTION                = "POSITION FIRST NAME"
END_OBJECT                 = COLUMN
OBJECT                     = COLUMN
COLUMN_NUMBER              = 2
NAME                       = POSITION_LAST_NAME
DATA_TYPE                  = CHARACTER
START_BYTE                 = 37
BYTES                      = 32
FORMAT                     = "A32"
DESCRIPTION                = "POSITION LAST NAME"
END_OBJECT                 = COLUMN
OBJECT                     = COLUMN
COLUMN_NUMBER              = 3
NAME                       = EXPOSE.UTC_START_DATE
DATA_TYPE                  = TIME
START_BYTE                 = 71
BYTES                      = 19
MISSING_CONSTANT           = 9999-12-31T23:59:59
FORMAT                     = "A19"
DESCRIPTION                = "SUBSTRATE EXPOSE START TIME IN UTC,
                           EARLIEST POSSIBLE GRAIN COLLECT
                           TIME. IF THE DATE IS MISSING, IT'S
                           NOT CLEAR, WHEN IT WAS COLLECTED."
END_OBJECT                 = COLUMN
OBJECT                     = COLUMN

```

```

COLUMN_NUMBER      = 4
NAME               = EXPOSE.UTC_END_DATE
DATA_TYPE         = TIME
START_BYTE        = 91
BYTES             = 19
MISSING_CONSTANT  = 9999-12-31T23:59:59
FORMAT            = "A19"
DESCRIPTION       = "SUBSTRATE EXPOSE STOP TIME IN UTC,
                    LAST POSSIBLE GRAIN COLLECT TIME.
                    IF THE DATE IS MISSING, IT'S NOT
                    CLEAR, WHEN IT WAS COLLECTED."

END_OBJECT        = COLUMN
OBJECT            = COLUMN
COLUMN_NUMBER     = 5
NAME             = SUBSTRATE_X
DATA_TYPE        = ASCII_INTEGER
START_BYTE       = 111
BYTES           = 5
UNIT            = "MICROMETER"
MISSING_CONSTANT = -9999
FORMAT          = "I5"
DESCRIPTION     = "SUBSTRATE X-COORDINATE IN MICROMETERS,
                    ZERO IS AT LEFT"

END_OBJECT        = COLUMN
OBJECT            = COLUMN
COLUMN_NUMBER     = 6
NAME             = SUBSTRATE_Y
DATA_TYPE        = ASCII_INTEGER
START_BYTE       = 117
BYTES           = 5
UNIT            = "MICROMETER"
MISSING_CONSTANT = -9999
FORMAT          = "I5"
DESCRIPTION     = "SUBSTRATE Y-COORDINATE IN MICROMETERS,
                    ZERO IS AT BOTTOM"

END_OBJECT        = COLUMN

```

5 Appendix: Directory Listing of Data Set RO-CAL-COSIMA-3-V4.0

TOP-LEVEL-DIRECTORY

```

| - AAREADME.TXT          This file
| - VOLDESC.CAT          Description of the data volume
| - [CATALOG]            The directory containing information
|                         about COSIMA calibration data set
|   | - CATINFO.TXT      Info about CATALOG directory contents
|   | - MISSION.CAT      Rosetta mission description, provided
|   |                   by Rosetta project
|   | - INSTHOST.CAT     Rosetta spacecraft description,
|   |                   provided by Rosetta project
|   | - INST.CAT         COSIMA instrument description
|   | - DATASET.CAT      Dataset description
|   | - SOFT.CAT         Software description. Empty for
|   |                   COSIMA datasets
|   | - PERSON.CAT       Dataset provider contact information
|   | - REF.CAT          References

```

- TARGET.CAT Target descriptions
- [DATA] The directory for instrument data products
 - [SUB_YXX] Substrate YXX data products, where Y is substrate target holder position 1=top, 2=middle, 3=bottom. XX is target holder ID number, range from C1 to D8, where counting is done in hexadecimal
 - CS_YXX_SUBSTRATE_HIST.TAB Substrate history product, where Y is substrate target holder position 1=top, 2=middle, 3=bottom. XX is target holder ID number, range from C1 to D8, where counting is done in hexadecimal
 - CS_YXX_YYYYMMDDTHMMSS_SP_Z.TAB Substrate spectrum, where Y is substrate target holder position 1=top, 2=middle, 3=bottom. XX is target holder ID number, range from C1 to D8, where counting is done in hexadecimal. YYYYMMDDTHMMSS is the date. Z is either P for positive or N for negative spectrum.
 - CS_YXX_YYYYMMDDTHMMSS_PK_Z.TAB Substrate peak list, where Y is substrate target holder position 1=top, 2=middle, 3=bottom. XX is target holder ID number, range from C1 to D8, where counting is done in hexadecimal. YYYYMMDDTHMMSS is the date. Z is either P for positive or N for negative peak list.
 - CS_YXX_YYYYMMDDTHMMSS_S_HK.TAB Substrate spectrum or peak list housekeeping data, where Y is substrate target holder position 1=top, 2=middle, 3=bottom. XX is target holder ID number, range from C1 to D8, where counting is done in hexadecimal. YYYYMMDDTHMMSS is the date.
 - CS_YXX_YYYYMMDDTHMMSS_SCAN.TAB Substrate scan data, where Y is substrate target holder position 1=top, 2=middle, 3=bottom. XX is target holder ID number, range from C1 to D8, where counting is done in hexadecimal. YYYYMMDDTHMMSS is the date.

- CS_YXX_YYYYMDDTHHMSS_SCHK.TAB
Substrate scan
housekeeping data, where
Y is substrate target holder position
1=top, 2=middle, 3=bottom. XX is
target holder ID number, range
from C1 to D8, where counting is done
in hexadecimal. YYYYMDDTHHMSS is
the date.
- CS_YXX_YYYYMDDTHHMSS_HEAT.TAB
Substrate heating data, where
Y is substrate target holder position
1=top, 2=middle, 3=bottom. XX is
target holder ID number, range
from C1 to D8, where counting is done
in hexadecimal. YYYYMDDTHHMSS is
the date.
- CS_YXX_YYYYMDDTHHMSS_CLEA.TAB
Substrate cleaning data, where
Y is substrate target holder position
1=top, 2=middle, 3=bottom. XX is
target holder ID number, range
from C1 to D8, where counting is done
in hexadecimal. YYYYMDDTHHMSS is
the date.
- CS_YXX_YYYYMDDTHHMSS_CLHK.TAB
Substrate cleaning
housekeeping data, where
Y is substrate target holder position
1=top, 2=middle, 3=bottom. XX is
target holder ID number, range
from C1 to D8, where counting is done
in hexadecimal. YYYYMDDTHHMSS is
the date.
- CS_YXX_YYYYMDDTHHMSS_GR__.TAB
Substrate grain list, where
Y is substrate target holder position
1=top, 2=middle, 3=bottom. XX is
target holder ID number, range
from C1 to D8, where counting is done
in hexadecimal. YYYYMDDTHHMSS is
the date.
- CS_YXX_YYYYMDDTHHMSS_IM_Z.FIT
Substrate FITS-format image, where
Y is substrate target holder position
1=top, 2=middle, 3=bottom. XX is
target holder ID number, range
from C1 to D8, where counting is done
in hexadecimal. YYYYMDDTHHMSS is
the date. ZZ is either P for right
(plus) side led or M (minus) for
left side led illumination.
- CS_YXX_YYYYMDDTHHMSS_G_HK.TAB
Substrate grain list or image

housekeeping data, where
Y is substrate target holder position
1=top, 2=middle, 3=bottom. XX is
target holder ID number, range
from C1 to D8, where counting is done
in hexadecimal. YYYYMMDDTHHMMSS is
the date.

- [DOCUMENT] The directory for documentation
 - DOCINFO.TXT Info about DOCUMENT directory contents
 - COSIMASIS.PDF COSIMA PDS interface description in PDF format
 - COSIMAPAPER.ASC COSIMA instrument paper in ASCII format
 - COSIMAPAPER.PDF COSIMA instrument paper in PDF format
 - COSIMAPAPERXXX.JPG COSIMA instrument paper images in JPG format
 - MEROUANE2016.PDF COSIMA dust grain naming, collection time and positions
- [INDEX] The directory for index files
 - INDEX.LBL A PDS detached label describing INDEX.TAB
 - INDEX.TAB Tabular summary of the data files
 - INDXINFO.TXT Info about INDEX directory contents
- [LABEL] The directory for formatting files used by the attached labels
 - LABINFO.TXT Info about LABEL directory contents
 - COSIMA_HISTORY.FMT Substrate history column object definitions
 - COSIMA_SPECTRUM_DATA.FMT Spectrum column object definitions
 - COSIMA_SPECTRUM_HK.FMT Spectrum housekeeping statistics column object definitions
 - COSIMA_SPECTRUM_PEAKS.FMT Spectrum peak data column object definitions
 - COSIMA_SPECTRUM_PEAK_SCALE.FMT Spectrum peak data scaling column object definitions

- COSIMA_SPECTRUM_TDC_CALIB.FMT
Spectrum time to digital unit
temperature calibration result
column object definitions
- COSIMA_SPECTRUM_TDC_TIMING.FMT
Spectrum time to digital unit
timing setup column object
definitions
- COSIMA_CLEANING.FMT
Substrate cleaning column
object definitions
- COSIMA_HEATING_DATA.FMT
Substrate heating data column
object definitions
- COSIMA_HEATING_SETUP.FMT
Substrate heating setup column
object definitions
- COSIMA_SCAN_DATA.FMT
Substrate scan column
object definitions
- COSISCOPE_GRAINS.FMT
Cosiscope grain search result
column object definitions
- COSISCOPE_HK.FMT
Cosiscope housekeeping statistics
column object definitions